Packaging Storage systems

Packaging

Film packaging 248
Foams 258
Cardboard packagings 259

Containers

Cardboard containers 261
ESD Small parts containers 265
Suitcases ESD 267
Vacuum-formed inserts 272
SMD Small parts containers ESD 277
SMD Storage systems 281
Reel trolley RRT ESD 342
DPV Shelf trolleys 333
ESD Drawer cabinets 287
Rollboys 291
Small parts storage TRESTON series A290/550 291
Drawer cabinets TRESTON series B300/C400 292
Drawer cabinets TRESTON series D600 293
Drawer cabinets Raaco 293
Sevice boxes / suitcases 294
ESD Rack/material flow boxes 295
ESD Storage boxes / part bins 296
Work trays 298
Drawers / storage boxes 299
IC bar containers 299
ESD Transport pallets 299
ESD Big Boxes 300
Euro containers / folding boxes / KLT containers 300

Parting inserts and partitions / interlayers

Material: Polypropylene (PP) 309
Material: Polystyrene (PS) 313
Material: Polyethylene foam (PE) 316
Parting inserts DIVIPRINT 317
Parting inserts WEZ 318

PCB holders ESD

PCB boxes/L-profile holders/Plug-in boards 318
PCB holders cab 319
PCB holder system UTZ 321
PCB holder WEZRack series 100 322
PCB holder WEZRack series 180 322
PCB holders WEZ Printorama 323
Printorama partition system 324

PCB magazines ESD

PCB magazine series 600 / 700 / 800 325
Accessories cab 327
PCB magazine Quickfill 328

Transport / shelf trolleys

DPV Transport trolleys 328
DPV Shelf trolleys 333
Table trolleys 335
Shelf trolleys 337
Universal trolley TRTA 341
Reel trolley RRT ESD 342
Universal shelf trolley WRT 342
Multi trolleys 343

Workstations

Series TP/ TPH 346
Series WB 347
Mobile workstation 349
Concept Work tables 350
Accessories for Concept 352
TED work tables 355
Energy rails 355
Lighting NaturLite LED 356
Lighting IntoLite 357
Series LMC drawer units 357
Drawer units series 30 and 35 358
Drawer units series 45 358
Universal cabinets 359

Shelf racks

ESD Rack system Treston 360
ESD Rack system RS 360
Shelf rack system 361

ESD Wheels and castors

Conductive wheels and castors 362

Film packaging

Stretch film

Stretch film

Stretch film, permanently dissipative, amine-free polyolefin, recyclable
Color: pink

Core diameter: 76 mm

In compliance with ESD standard DIN EN 61340-5-1

dpv*link* 454

Article	W [mm]	Roll length [m]	Thickness [mm]
3170.0250	500	250	0.23
3170.0300	500	300	0.025
3170.1560	500	1560	0.025

Manual dispenser for stretch film

- **Standard:** variably adjustable to a film width of 420, 450 or 500 mm, suitable for films with internal core diameter of 38, 50 and 76 mm
- **Premium:** variably adjustable to a film width of 300, 400, 420, 450 or 500 mm, suitable for films with an internal core diameter of 38, 50 and 76 mm
- steplessly adjustable brake resistance of the dispenser for optimal handling
- weight: 1.7 kg

HA-Standard

dpv*link* 17709

Article	Ausführung
3170.HA-Standard	Ball bearing
3170.HA-Premium	Multiple ball bearing

Dissipative packaging material

Dissipative packaging material, in the long term dissipative, amine-free and heat-sealable polyethylene material, transparent, recyclable.
Standard imprint: type designation, ESD symbol and lot number.

- suitable for ESD insensitive devices within EPAs*
- devices with disposable or rechargeable batteries cannot discharge
- inexpensive

In compliance with ESD standard DIN EN 61340-5-1

*EPA = Electrostatic Discharge Protected Area

Bags with special dimensions, gusseted bags/box covers, flat film, module pockets and customer-specific printing on request.

Dissipative packaging bags

Dissipative packaging bags
heat-sealable, dissipative, amine-free, transparent, recyclable.
Standard imprint: type designation, ESD symbol and lot number.
In compliance with ESD standard DIN EN 61340-5-1

dpv*link* 468

Article	W [mm]	L [mm]	Thickness [mm]	Pcs/box
3111.3601	100	150	0.06	2500
3111.3611	130	200	0.06	2500
3111.3621	150	225	0.06	1000
3111.3631	200	250	0.06	1000
3111.3641	250	300	0.06	500
3111.3651	300	400	0.06	500
3111.3661	400	500	0.06	500
3111.3671	500	600	0.06	500
3111.3681	400	600	0.06	500
3110.360	100	150	0.1	2500
3110.361	130	200	0.1	2500
3110.362	150	225	0.1	1000
3110.363	200	250	0.1	1000
3110.364	250	300	0.1	500
3110.365	300	400	0.1	500
3110.366	400	500	0.1	500
3110.367	500	600	0.1	700
3110.368	400	600	0.1	500

Dissipative packaging bags Zip reclosable

Dissipative packaging bags reclosable with zipper, dissipative, amine-free,
transparent, recyclable.
Standard imprint: type designation, ESD symbol and lot number.
In compliance with ESD standard DIN EN 61340-5-1

dpv*link* 476

Article	W [mm]	L [mm]	Thickness [mm]	Pcs/box
3120.330	80	120	0.1	5000
3120.331	100	150	0.1	2500
3120.336	120	170	0.1	2500
3120.332	150	225	0.1	1000
3120.333	200	250	0.1	1000
3120.334	250	300	0.1	1000
3120.335	300	400	0.1	500
3120.3301	80	120	0.06	5000
3120.3311	100	150	0.06	5000
3120.3361	120	170	0.06	5000
3120.3321	150	225	0.06	2000
3120.3331	200	250	0.06	1000
3120.3341	250	300	0.06	1000
3120.3351	300	400	0.06	1000

Dissipative tubular film

Dissipative tubular film heat-sealable, dissipative, pink, amine-free, transparent, recyclable.
Standard imprint: type designation, ESD symbol and lot number.

In compliance with ESD standard DIN EN 61340-5-1

dpv*link* 491

Article	W [mm]	Roll length [m]	Thickness [mm]
3130.340	100	250	0.1
3130.341	130	250	0.1
3130.342	150	250	0.1
3130.343	200	250	0.1
3130.344	250	250	0.1
3130.345	300	250	0.1
3130.346	400	250	0.1
3130.347	500	250	0.1

Dissipative center-folded film

Dissipative center-folded film dissipative, pink, amine-free, recyclable

In compliance with ESD standard DIN EN 61340-5-1

dpv*link* 500

Article	W [mm]	Roll length [m]	Thickness [mm]
3135.15.0910	910/910	250	0.15

Dissipative flat film

Dissipative flat film dissipative, pink, amine-free, recyclable

In compliance with ESD standard DIN EN 61340-5-1

dpv*link* 10192

Article	W [mm]	Roll length [m]	Thickness [mm]
3140.1200.040	1200	500	0.04

ESD Gusseted bags / covers

Dissipative gusseted bags / covers

- pink
- amine-free
- recyclable
- RoHs compliant

In compliance with ESD standard DIN EN 61340-5-1

In compliance with ESD standard DIN EN 61340-5-1

dpv*link* 13869

Article	W [mm]	L [mm]	H [mm]	PU	Thickness [mm]
3110.629.25	400	600	700	25 piece	0.05
3110.629.250	400	600	700	250 piece	0.05
3110.630.500	340	440	500	500 piece	0.05
3110.635.0900	850	1250	900	40 piece	0.15
3110.635.1850	850	1250	1850	40 piece	0.15

IDP-STAT® Center-folded film

IDP-STAT® center-folded film permanently dissipative film; heat-sealable, recyclable, orange; standard imprint: type designation, ESD symbol, recycling symbol

In compliance with ESD standard DIN EN 61340-5-1

dpv*link* 10220

Article	W [mm]	Roll length [m]	Thickness [mm]
3035.90.0910.IDP	910/910	250	0.09

PE Foam film, antistatic

Water-impermeable, antistatic PE foam film, suitable as cover, envelope, separate or intermediate layer, optimal cushioning effect, easily workable, accurate adaption to the product, protects from scratching and contamination by dust, recyclable. Color: pink.

In compliance with ESD standard DIN EN 61340-5-1

dpv*link* 9504

Article	W [mm]	Roll length [m]	Thickness [mm]	m²/roll
4561.15.600	600	150	1.5	90
4561.15.1200	1200	150	1.5	180

- Further thicknesses, perforations, cuttings, bags and covers available on request -

Dissipative air bubble bags - three-layer -

Dissipative air bubble bag, dissipative, pink, amine-free, recyclable polyethylene. Three-layer film structure, exterior and interior smooth, heat-sealable, with 50 mm flap

In compliance with ESD standard DIN EN 61340-5-1

dpv*link* 506

Article	W [mm]	L [mm]	Pcs/box
3151.360	100	150	500
3151.361	130	200	250
3151.362	150	225	250
3151.363	200	250	250
3151.364	250	300	250
3151.365	300	400	250

customer-specific dimensions with and without flap available on request

Dissipative interlayers - three-layered -

Dissipative interlayers (without imprint), rose, recyclable. Three-layered film structure, heat-sealable.

In compliance with ESD standard DIN EN 61340-5-1



dpv*link* 17472

Article	W [mm]	L [mm]
3152.350.250	250	350
3152.550.350	350	550

Dissipative air bubble film - three-layer -

Dissipative air bubble film (without imprint), dissipative, pink, amine-free, recyclable polyethylene. Three-layer film structure, outside and inside smooth

In compliance with ESD standard DIN EN 61340-5-1

dpv*link* 502

Article	W [mm]	Roll length [m]	m²/roll
3150.383	300	100	30
3150.383.P550	350	100*	35
3150.380	400	100	40
3150.381	600	100	60
3150.382	1200	100	120

- * Art. 3150.383.P550 with perforations 550 mm every 550 mm -

Dissipative air bubble film - two-layer -

Dissipative air bubble film (without imprint), dissipative, pink, amine-free, recyclable polyethylene. Two-layer film structure, inside smooth

In compliance with ESD standard DIN EN 61340-5-1

dpv*link* 14292

Article	W [mm]	Roll length [m]	m²/roll
3150.2L.300	300	100	30
3150.2L.400	400	100	40
3150.2L.600	600	100	60
3150.2L.1200	1200	100	120

Conductive packaging material

CARBOSTAT® packaging material made of electrostatically volume conductive, heat-sealable, copolymer material recyclable, black,
Standard imprint: type designation, ESD symbol and lot number.

- tríboelectric charges are prevented
- offers often sufficent shielding, dissipates existing charges
- not suitable for modules with batteries and rechargeable batteries

In compliance with the ESD standard DIN EN 61340-5-1

CARBOSTAT Packaging bags

- electrostatically volume conductive copolymer material
- heat-sealable
- recyclable
- color: black
- standard imprint: type designation, ESD symbol and lot number

In compliance with ESD standard DIN EN 61340-5-1 ESD

dpv*link* 512

Article	W [mm]	L [mm]	Thickness [mm]	Pcs/box
3210.150	100	150	0.08	5000
3210.151	130	200	0.08	2500
3210.152	150	225	0.08	2500
3210.153	200	250	0.08	1500
3210.154	250	300	0.08	1000
3210.155	300	400	0.08	1000
3210.162	350	450	0.08	1000
3210.156	400	500	0.08	500
3210.157	500	600	0.08	500

Conductive air bubble interlayers -three layers-

- volume conductive copolymer film
- three-layered
- inside and outside smooth
- recyclable
- color: black

In compliance with ESD standard DIN EN 61340-5-1

dpv*link* 17475

Article	W [mm]	L [mm]	Thickness [mm]
3252.Q100.350x250	250	350	0.1
3252.Q100.550x350	350	550	0.1
3252.Q160.350x250	250	350	0.16
3252.Q160.550x350	350	550	0.16

- Cuttings available on request -

CARBOSTAT® Tubular film

- made of electrostatically volume conductive copolymer material
- heat-sealable
- recyclable
- color: black

In compliance with ESD standard DIN EN 61340-5-1

dpv*link* 522

Article	W [mm]	Roll length [m]	Thickness [mm]
3230.250	100	500	0.08
3230.251	130	500	0.08
3230.252	150	500	0.08
3230.253	200	500	0.08
3230.254	250	500	0.08
3230.255	300	500	0.08
3230.256	400	250	0.08
3230.257	500	250	0.08
3230.258	600	250	0.08

Special bag dimensions available on request

Conductive air bubble film -three layers-

Conductive air bubble film (without imprint)

- electrostatically conductive volume copolymer film
- three-layer, inside and outside smooth
- recyclable
- heat-sealable
- color: black
- available in two qualities: film thickness 100my and 160my

In compliance with ESD standard DIN EN 61340-5-1

Q100 version: film thickness 100 my (standard)

bubble height = 4 mm / bubble diameter = 10 mm

dpv*link* 532

Article	W [mm]	Roll length [m]	Thickness [mm]	m^2/roll
3250.370-Q100	300	100	0.1	30
3250.371-Q100	400	100	0.1	40
3250.372-Q100	600	100	0.1	60
3250.373-Q100	1200	100	0.1	120

Q160 version: film thickness 160 my

bubble height = 4 mm
bubble diameter = 10 mm

dpv*link* 17780

Article	W [mm]	Roll length [m]	Thickness [mm]	m^2/roll
3250.370-Q160	300	100	0.16	30
3250.371-Q160	400	100	0.16	40
3250.372-Q160	600	100	0.16	60
3250.373-Q160	1200	100	0.16	120

Metallized packaging

ESD shielding bag DPV-1000

DPV-1000 film bags protect electronic components from electrostatic discharge (ESD) and prevent a static charge on the bag which may damage ESD-sensitive components and modules.

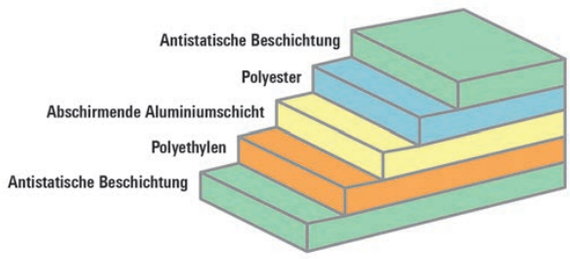

- Exterior - dissipative polyester
  Surface resistance $R_S = 10^{10} - 10^{11}$ ohm
- Metallization - aluminized
- Interior - amine-free polyethylene
  Surface resistance $R_S = 10^{10} - 10^{11}$ ohm
- Electrostatic shielding <10nJ (Energy Test)
- Multilayer structure, transparent
- High shielding against field induction, lowest triboelectrical charge
- Controlled dissipation of existing charges without spontaneous discharge
- Suitable for devices with disposable and rechargeable batteries
- side welded seam
- heat-sealable
- standard imprint:
  - ESD logo
  - type designation
  - recycling symbol
  - RoHS compliance
  - LOT no.

Standards:
MIL-PRF-81705D, ANSI/ESD STM 11.11, ANSI/ESD STM11.31, EIA 541, ASTM D882, ASTM D1003

dpv*link* 20892

Article	W [mm]	L [mm]	Thickness [mm]	PU
D-1000.0204	51	102	0.078	100
D-1000.0305	76	127	0.078	100
D-1000.0404	102	102	0.078	100
D-1000.0406	102	152	0.078	100
D-1000.0508	127	203	0.078	100
D-1000.0608	152	203	0.078	100
D-1000.0610	152	254	0.078	100
D-1000.0612	152	305	0.078	100
D-1000.0810	203	254	0.078	100
D-1000.0812	203	305	0.078	100
D-1000.0816	203	406	0.078	100
D-1000.1012	254	305	0.078	100
D-1000.1014	254	356	0.078	100
D-1000.1216	305	406	0.078	100
D-1000.1218	305	457	0.078	100
D-1000.1418	356	457	0.078	100
D-1000.1618	406	457	0.078	100
D-1000.2024	609	508	0.078	100

ESD shielding bag DPV-1000 Zip, reclosable

DPV-1000 film bags protect electronic components from electrostatic discharge (ESD) and prevent a static charge on the bag which may damage ESD-sensitive components and modules.

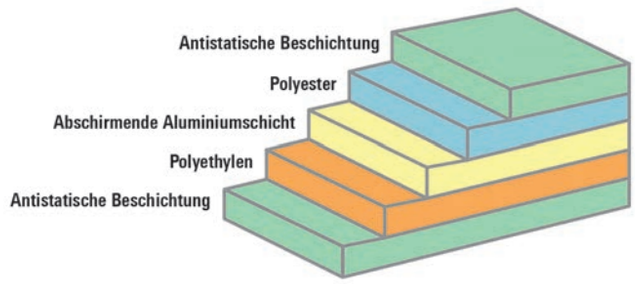

- Exterior - dissipative polyester
  Surface resistance $R_S = 10^{10} - 10^{11}$ ohm
- Metallization - aluminized
- Interior - amine-free polyethylene
  Surface resistance $R_S = 10^{10} - 10^{11}$ ohm
- Electrostatic shielding <10nJ (Energy Test)
- Multilayer structure, transparent
- High shielding against field induction, lowest triboelectrical charge
- Controlled dissipation of existing charges without spontaneous discharge
- Suitable for devices with disposable and rechargeable batteries
- side welded seam
- heat-sealable
- standard imprint:
  - ESD logo
  - type designation
  - recycling symbol
  - RoHS compliance
  - LOT no.

Standards:
MIL-PRF-81705D, ANSI/ESD STM 11.11, ANSI/ESD STM11.31, EIA 541, ASTM D882, ASTM D1003

dpv*link* 20910

Article	W [mm]	L [mm]	Thickness [mm]	PU
D-1000.0305.ZIP	76	127	0.078	100
D-1000.0406.ZIP	102	152	0.078	100
D-1000.0508.ZIP	127	203	0.078	100
D-1000.0608.ZIP	152	203	0.078	100
D-1000.0610.ZIP	152	254	0.078	100
D-1000.0810.ZIP	203	254	0.078	100
D-1000.0812.ZIP	203	305	0.078	100
D-1000.1012.ZIP	254	305	0.078	100
D-1000.1014.ZIP	254	356	0.078	100
D-1000.1216.ZIP	305	406	0.078	100
D-1000.1418.ZIP	356	457	0.078	100
D-1000.1618.ZIP	406	457	0.078	100

Static shielding bag type 1000-SCS

Metallized, transparent static shielding bags SCS 1000 type "metal in" dissipative polyester / aluminized / dissipative polyethylene, side welded seam, heat-sealable, recyclable

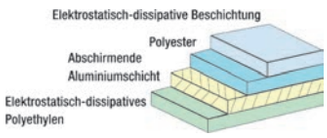

Standard imprint: ESD symbol, type designation, recycling symbol and lot number.

- Exterior - dissipative polyester
  Surface resistance R_S <1 x 10^{11} ohm
- Metallization - aluminized
- Interior - dissipative polyethylene
  Surface resistance R_S = 10^4 - 10^{11} ohm
- Electrostatic shielding <10nJ (Energy Test)
- Multilayer structure, transparent
- bleifrei
- High shielding against field induction, lowest triboelectrical charge
- Controlled dissipation of existing charges without spontaneous discharge
- Suitable for devices with disposable and rechargeable batteries

Standards:
MIL-PRF-81705 Type III, EIA 541, EIA 625,MIL-HDBK-263, MIL-STD-1686, EOS/ESD Standard

dpv*link* 11108

Article	W [mm]	L [mm]	Thickness [mm]	PU
3M-100.23	51	76	0,071	100
3M-100.24	51	102	0,071	100
3M-100.26	51	152	0,071	100
3M-100.35	76	127	0,071	100
3M-100.44	102	102	0,071	100
3M-100.46	102	152	0,071	100
3M-100.48	102	203	0,071	100
3M-100.424	102	609	0,071	100
3M-100.426	102	660	0,071	100
3M-100.430	102	762	0,071	100
3M-100.58	127	203	0,071	100
3M-100.68	152	203	0,071	100
3M-100.610	152	254	0,071	100
3M-100.612	152	305	0,071	100
3M-100.618	152	457	0,071	100
3M-100.624	152	609	0,071	100
3M-100.626	152	660	0,071	100
3M-100.630	152	762	0,071	100
3M-100.810	203	254	0,071	100
3M-100.812	203	305	0,071	100
3M-100.816	203	406	0,071	100
3M-100.818	203	457	0,071	100
3M-100.824	203	609	0,071	100
3M-100.830	203	762	0,071	100
3M-100.1012	254	305	0,071	100
3M-100.1014	254	356	0,071	100
3M-100.1016	254	406	0,071	100
3M-100.1024	254	609	0,071	100
3M-100.1026	254	660	0,071	100
3M-100.1030	254	762	0,071	100
3M-100.1115	279	381	0,071	100
3M-100.1214	305	356	0,071	100
3M-100.1216	305	405	0,071	100

dpv*link* 11108

Article	W [mm]	L [mm]	Thickness [mm]	PU
3M-100.1218	305	457	0,071	100
3M-100.1224	305	609	0,071	100
3M-100.1416	356	406	0,071	100
3M-100.1418	356	457	0,071	100
3M-100.1420	356	508	0,071	100
3M-100.1518	381	457	0,071	100
3M-100.1618	406	457	0,071	100
3M-100.1620	406	508	0,071	100
3M-100.1624	406	609	0,071	100
3M-100.1818	457	457	0,071	100
3M-100.1820	457	508	0,071	100
3M-100.1824	457	609	0,071	100
3M-100.1830	457	762	0,071	100
3M-100.2020	508	508	0,071	100
3M-100.2024	508	609	0,071	100
3M-100.2224	558	609	0,071	100
3M-100.2424	609	609	0,071	100
3M-100.2430	609	762	0,071	100

Static shielding bag type 1000-SCS Zip, reclosable



Design like type 1000 static shielding bag, but reclosable

dpv*link* 11156

Article	W [mm]	L [mm]	Thickness [mm]	PU
3M-300.35	76	127	0,071	100
3M-300.44	102	102	0,071	100
3M-300.46	102	152	0,071	100
3M-300.424	102	609	0,071	100
3M-300.58	127	203	0,071	100
3M-300.68	152	203	0,071	100
3M-300.610	152	254	0,071	100
3M-300.624	152	609	0,071	100
3M-300.630	152	762	0,071	100
3M-300.810	203	254	0,071	100
3M-300.812	203	305	0,071	100
3M-300.1010	254	254	0,071	100
3M-300.1012	254	305	0,071	100
3M-300.1014	254	356	0,071	100
3M-300.1024	254	609	0,071	100
3M-300.1030	254	762	0,071	100
3M-300.1115	279	381	0,071	100
3M-300.1216	305	406	0,071	100
3M-300.1218	305	457	0,071	100
3M-300.1418	356	457	0,071	100
3M-300.1518	381	457	0,071	100
3M-300.1624	406	609	0,071	100
3M-300.1818	457	457	0,071	100
3M-300.1824	457	609	0,071	100
3M-300.2024	508	609	0,071	100
3M-300.2424	609	609	0,071	100

HIGHSHIELD Shielding bags



Metallized, transparent shielding bag, aluminized, interior PERMASTAT®, permanently antistatic and amine-free polyethylene, side welded seam, heat-sealable, recyclable, standard imprint: ESD symbol, type designation, recycling symbol and lot number.

- Exterior - dissipative polyester
  Surface resistance $R_S = 10^{10} - 10^{11}$ ohm
- Metallization - aluminized
- Interior - dissipative polyethylene
  Surface resistance $R_S = 10^{10} - 10^{11}$ ohm
- Electrostatic shielding of < 15 nJ (Energy Test)
- Multilayer structure, transparent
- High protection against field induction, lowest triboelectrical charge
- Controlled dissipation of existing charges without spontaneous discharge
- For devices with disposable and rechargeable batteries

dpv*link* 538

Article	W [mm]	L [mm]	PU
3310.HS.0305	76	127	100
3310.HS.0404	102	102	100
3310.HS.0406	102	152	100
3310.HS.0426	102	660	100
3310.HS.0508	127	203	100
3310.HS.0608	152	203	100
3310.HS.0610	152	254	100
3310.HS.0626	152	660	100
3310.HS.0810	203	254	100
3310.HS.0812	203	305	100
3310.HS.0816	203	406	100
3310.HS.0818	203	457	100
3310.HS.1012	254	305	100
3310.HS.1014	254	356	100
3310.HS.1026	254	660	100
3310.HS.1115	279	381	100
3310.HS.1212	305	305	100
3310.HS.1216	305	406	100
3310.HS.1218	305	457	100
3310.HS.1418	356	457	100
3310.HS.1618	406	457	100
3310.HS.1818	457	457	100
3310.HS.1820	457	508	100
3310.HS.1824	457	609	100
3310.HS.2024	508	609	100

HIGHSHIELD Shielding bags Zip, recloseable

Design like HIGHSHIELD shielding bags, but reclosable.

dpv*link* 563

Article	W [mm]	L [mm]	PU
3320.WV.0305	76	127	100
3320.WV.0406	102	152	100
3320.WV.0508	127	203	100
3320.WV.0610	152	254	100
3320.WV.0810	203	254	100
3320.WV.0812	203	305	100
3320.WV.1012	254	305	100
3320.WV.1014	254	356	100
3320.WV.1216	305	406	100
3320.WV.1218	305	457	100
3320.WV.1418	356	457	100
3320.WV.1818	457	457	100

HIGHSHIELD type A Shielding bags

- Shielding bag type Metal-In
- Exterior dissipative polyester
- Interior dissipative polyethylene
- Metallization: aluminized
- heat-sealable
- Protection against electrostatic discharge and fields
- Production date "MMYYYY" imprinted in welded seam
- Surface resistance inside and outside $R_S = 10^8 - 10^9$ ohm
- Electrostatic shielding < 25nJ (energy test)

dpv*link* 19696

Article	W [mm]	L [mm]	PU
3315.HS.0305.A	76	127	100
3315.HS.0404.A	102	102	100
3315.HS.0406.A	102	152	100
3315.HS.0508.A	127	203	100
3315.HS.0608.A	152	203	100
3315.HS.0610.A	152	254	100
3315.HS.0626.A	152	660	100
3315.HS.0810.A	203	254	100
3315.HS.0812.A	203	305	100
3315.HS.0816.A	203	406	100
3315.HS.0818.A	203	457	100
3315.HS.1012.A	254	305	100
3315.HS.1014.A	254	356	100
3315.HS.1026.A	254	660	100
3315.HS.1115.A	279	381	100
3315.HS.1212.A	305	305	100
3315.HS.1216.A	305	406	100
3315.HS.1218.A	305	457	100
3315.HS.1418.A	356	457	100
3315.HS.1618.A	406	457	100
3315.HS.1818.A	457	457	100
3315.HS.1820.A	457	508	100
3315.HS.1824.A	457	609	100
3315.HS.2024.A	508	609	100

HIGHSHIELD Type A Zip, reclosable

Design like HIGHSHIELD type A shielding bags, but reclosable.

dpv*link* 19778

Article	W [mm]	L [mm]	PU
3325.WV.0305.A	76	127	100
3325.WV.0406.A	102	152	100
3325.WV.0508.A	127	203	100
3325.WV.0610.A	152	254	100
3325.WV.0810.A	203	254	100
3325.WV.0812.A	203	305	100
3325.WV.1012.A	254	305	100
3325.WV.1014.A	254	356	100
3325.WV.1216.A	305	406	100
3325.WV.1218.A	305	457	100
3325.WV.1418.A	356	457	100
3325.WV.1818.A	457	457	100

HIGHSHIELD Air bubble bags

- Three-layer film structure
- Exterior- HIGHSHIELD® film, smooth
  Surface resistance Rs = 10^{10} - 10^{11} ohm
- Interior - PERMASTAT® film, smooth
  Surface resistance Rs = 10^{10} - 10^{11} ohm
- Recyclable
- without imprint
- Electrostatic shielding < 15 nJ (Energy Test)

Standard sizes with a 50 mm flap

dpv*link* 608

Article	W [mm]	L [mm]	Pcs/box
3351.0406	100	150	500
3351.0508	130	200	250
3351.0609	150	225	250
3351.0810	200	250	250
3351.1012	250	300	250

Customer-specific dimensions with our without flap available on request

HIGHSHIELD Air bubble film

three-layer film structure, shielding

- Exterior- HIGHSHIELD® film, smooth
  Surface resistance Rs = 10^{10} - 10^{11} ohm
- Interior - PERMASTAT® film, smooth
  Surface resistance of Rs = 10^{10} - 10^{11} ohm
- Heat-sealable
- Recyclable
- Electrostatic shielding < 15 nJ (Energy Test)

dpv*link* 603

Article	W [mm]	Roll length [m]	m^2/roll
3350.392	300	100	30
3350.393	400	100	40
3350.394	600	100	60
3350.395	1200	100	120

Special dimensions, packaging bags, cuttings, 2-layered air bubble film available on request

DRY-SHIELD Protective bags

DRY-Shield Protective bag DPV-2000

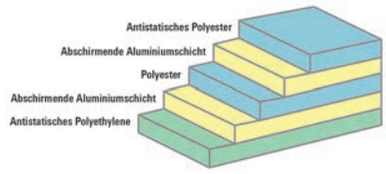

Water-impermeable, metallized bag with special multilayer of dissipative polyethylene and polyester as well as metallized polyester film. It offers an excellent protection against moisture and electrostatic charge.

- shielding bag with protection against moisture
- electrostatic shielding < 15 nJ (Energy Test)
- ín compliance with MIL-PRF-81705 and ANSI/ ESD STM11.31
- protection against moisture by multilayer of dissipative polyethylene
- metallized polyester film
- vacuumable
- heat-sealable
- standard imprint: ESD warning symbol, moisture symbol, type designation, recycling symbol, lot number, RoHS logo

dpv*link* 24317

Article	W [mm]	L [mm]	PU
D-2000.0305	76	127	100
D-2000.0406	102	152	100
D-2000.0608	152	203	100
D-2000.0610	152	254	100
D-2000.0810	203	254	100
D-2000.0812	203	305	100
D-2000.1012	254	305	100
D-2000.1026	254	660	100
D-2000.1212	305	305	100
D-2000.1218	305	457	100
D-2000.1618	406	457	100
D-2000.1626	406	660	100
D-2000.1818	457	457	100
D-2000.1824	457	609	100

DRY-SHIELD ESD/EMI Protective bags

ESD/EMI protective bag, non-transparent, water-impermeable, aluminized moisture barrier bag, offers an excellent protection against moisture as well as static charge due to a special multilayer made of antistatic polyolefin and metallized polyester film.

- Shielding bag with protection against moisture
- Complies with MIL-B81705 type 1 class 1
- Electrostatic shielding < 10 nJ (Energy Test)
- EMI shielding > 40 db
- Protection against moisture due to a multilayer made of a dissipative polyolefin film and a metallized polyester film
- Heat-sealable, useable for vacuum packaging
- Standard imprint: ESD symbol, humidity symbol, type designation, recycling symbol, lot number.

dpv*link* 597

Article	W [mm]	L [mm]	PU
3710.DR.0426	102	660	100
3710.DR.0626	152	660	100
3710.DR.0810	203	254	100
3710.DR.1020	254	508	100
3710.DR.1026	254	660	100
3710.DR.1626	406	660	100
3710.DR.1818	457	457	100

DRY-SHIELD 2000 Protective bags

Anwendungsbeispiel / Application example



Water-impermeable, metallized barrier bag, offers an excellent protection against moisture and static charge by a special multilayer of dissipative polyethylene and polyester as well as metallized polyester film

- fulfills ESD S541, MIL-PRF-81705, EIA583, EIA 625 and ANSI/ESD S20. 20.
- Shielding bags with protection against moisture
- Electrostatic shielding < 10 nJ (Energy Test)
- EMI shielding 45 db
- Protection against moisture by multilayer of dissipative polyethylene and metallized polyester film
- Heat-sealable, useable for vacuum packaging
- RoHS compliant and bleifrei
- Standard imprint: ESD warning symbol, moisture symbol, type designation, lot number.

Other dimensions and designs with zipper/reclosable available on request

Standards:
MIL-PRF-81705 type 1, EIA 583, EIA 541, EIA 625 and EOS/ESD standards

dpv*link* 11318

Article	W [mm]	L [mm]	PU
3M-700.35	76	127	100
3M-700.46	102	152	100

dpv*link* 11318

Article	W [mm]	L [mm]	PU
3M-700.424	102	609	100
3M-700.68	152	203	100
3M-700.610	152	254	100
3M-700.624	152	609	100
3M-700.630	152	762	100
3M-700.810	203	254	100
3M-700.812	203	305	100
3M-700.1012	254	305	100
3M-700.1020	254	508	100
3M-700.1024	254	609	100
3M-700.1030	254	762	100
3M-700.1212	305	305	100
3M-700.1218	305	457	100
3M-700.1430	356	762	100
3M-700.1618	406	457	100
3M-700.1818	457	457	100
3M-700.1824	457	609	100

Further 3M Dri-Shield shielding bags 2500, 2700, 3000, 3200 and 3400 available on request



suitable **vacuum sealers** are available in our category Machines - Devices under **DPV*link* 21666.**

DRY-SHIELD Type A shielding bag

Shielding bags with moisture barrier

- defined water vapor permeability due to multilayer of dissipative polyester film, aluminization and dissipative polyethylene film
- Complies with MIL-B81705 type 1 class 1
- Electrostatic shielding < 15 nJ (energy test)
- EMI - shielding > 40 db
- heat-sealable, vacuumable
- Standard print: ESD warning symbol, humidity symbol, type designation, recycling symbol, production date in welded seam

dpv*link* 19791

Article	W [mm]	L [mm]	PU
3715.DR.0426.A	102	660	100
3715.DR.0610.A	152	254	100
3715.DR.0626.A	152	660	100
3715.DR.0810.A	203	254	100
3715.DR.1020.A	254	508	100
3715.DR.1026.A	254	660	100
3715.DR.1626.A	406	660	100
3715.DR.1818.A	457	457	100

DRY-SHIELD-JEDEC Protective bags

JEDEC protective bag, non-transparent, water-impermeable, aluminized moisture barrier bag, offers an excellent protection against moisture as well as static charge due to a special multilayer made of nylon, polyethylene and aluminium.

- Shielding bag with protection against moisture
- Complies with JEDEC-STD-033 C
- Electrostatic shielding < 10 nJ (Energy Test)
- EMI shielding > 40 db
- Defined water vapor permeablity due to a multilayer made of a nylon, polyethylene and aluminium
- Heat-sealable, useable for vacuum packaging
- Standard imprint: ESD symbol, humidity symbol, type designation, recycling symbol, lot number.
- In compliance with ESD standard DIN EN 61340-5-1

dpv*link* 10222

Article	W [mm]	L [mm]	PU
3710.DR150.0426	102	660	100
3710.DR150.0626	152	660	100
3710.DR150.1026	254	660	100
3710.DR150.1626	406	660	100
3710.DR150.1818	457	457	100

Desiccant / humidity indicators

Desiccant Tyvek® plastic bags

Desiccants in Tyvek® bags can be put into protective and packaging bags - binds moisture reliably

Design B - DIN 55473: **dust-proof** - for highly sensitive products

dpv*link* 15353

Article	Weight [g]	W [mm]	L [mm]	PU
3775.TA.2/1-0200	71	95	140	200
3775.TA.1/1-0300	36	70	140	300
3775.TA.1/2-0600	18	110	70	600
3775.TA.1/3-1000	12	70	95	1000
3775.TA.1/6-2000	6	40	95	2000

ESD desiccant plastic bag

ESD desiccant can be put into protective and packaging bags - binds moisture reliably

Design B - DIN 55473: **dust-proof** - for highly sensitive products

In compliance with ESD standard DIN EN 61340-5-1

dpv*link* 22932

Article	Weight [g]	W [mm]	L [mm]	PU
3775.VA-ESD.1/1-400	36	70	140	400
3775.VA-ESD.1/3-800	12	70	100	800
3775.VA-ESD.2/1-240	72	70	150	240

Moisture indicators EPApack®

NEU DPV ELEKTRONIK

In combination with desiccants moisture indicators show the moisture level inside a packaging.

- in metal can
- packed in bags with 25 pieces
- language: English
- in compliance with IPC/JEDEC J-STD-033

dpv*link* 24706

Article	Measuring range (relative humidity)	W [mm]	L [mm]	PU
D-3910.0515	5%, 10%, 15%	38	65	125 piece
D-3910.0560	5%, 10%, 60%	50	80	125 piece
D-3910.1040	10%, 20%, 30%, 40%	38	80	100 piece
D-3910.1060	10%, 20%, 30%, 40%, 50%, 60%	38	110	200 piece
D-3910.3050	30%, 40%, 50%	38	65	125 piece

Moisture indicators EPApack® cobalt-free

NEU DPV ELEKTRONIK

EPA pack

In combination with desiccants moisture indicators show the moisture level inside a packaging.

- cobalt-free
- in metal can
- packed in bags with 25 pieces
- language: English
- in compliance with IPC/JEDEC J-STD-033

dpv*link* 25069

Article	Measuring range (relative humidity)	W [mm]	L [mm]	PU
D-3925.0560.CF	5%, 10%, 60%	50	80	125 piece
D-3925.1060.CF	10%, 20%, 30%, 40%, 50%, 60%	38	110	200 piece

Foams

PE foam interlayers, dissipative

PE foam is electrostatically dissipative, partially with skin, cross-linked, closed-cell, corrosion-free, abrasion-resistant.
Color: black

Suitable as:

- pin-insertion foam
- interlayers for containers
- partitions for containers
- workstation pad

In compliance with ESD standard DIN EN 61340-5-1

PE

dpv*link* 700

Article	L [mm]	W [mm]	Thickness [mm]
4550.03.0153	253	153	3
4550.03.0253	353	253	3
4550.03.0255.KLT	340	255	3
4550.03.0300	300	300	3
4550.03.0353	553	353	3
4550.03.0355.KLT	540	355	3
4550.03.Z		Cutting	3
4550.06.0153	253	153	3
4550.06.0253	353	253	6
4550.06.0255.KLT	340	255	6
4550.06.0300	300	300	6
4550.06.0353	553	353	6
4550.06.0355.KLT	540	355	6
4550.06.0550	750	550	6
4550.06.Z		Cutting	6
4550.10.0253	353	253	10
4550.10.0255.KLT	340	255	10
4550.10.0353	553	353	10
4550.10.0355.KLT	540	355	10
4550.10.0550	750	550	10
4550.10.Z		Cutting	10

PE foam plates, dissipative

dpv*link* 702

Article	L [mm]	W [mm]	Thickness [mm]
4550.03.1000	1000	1000	3
4550.03.1500	1500	1000	3
4550.06.1000	1000	1000	6
4550.06.1500	1500	1000	6
4550.10.1000	1000	1000	10
4550.10.1500	1500	1000	10

further thicknesses, cuttings and assemblies available on request -

PU Foam, soft, conductive



PU foam, electrostatically conductive, open-cell.
Color: black

Suitable as:

- **soft** = cushion foam
- **hard** = pin-insertion foam

In compliance with ESD standard DIN EN 61340-5-1

Available as napped foam profile 1:1 or smooth foam

dpv*link* 690

Article	L [mm]	W [mm]	Thickness [mm]	Version
4450.weich	353	253	6	soft, smooth
4451.weich	553	353	6	soft, smooth
4454.weich	353	253	10	soft, smooth
4455.weich	553	353	10	soft, smooth
4456.weich	353	253	15	soft, smooth
4457.weich	553	353	15	soft, smooth
4458.weich.20	353	253	20	soft, smooth
4458.weich.30	353	253	30	soft, smooth
4459.weich.20	553	353	20	soft, smooth
4459.weich.30	553	353	30	soft, smooth
4450.weich.Z		Cutting		soft, smooth
4470.1.32	250	150	20	soft, napped profile 1:1
4470.1.43	350	250	20	soft, napped profile 1:1
4470.1.64	550	350	20	soft, napped profile 1:1
4470.1.64-H35	550	350	35	soft, napped profile 1:1

PU foam, hard, conductive

dpv*link* 18885

Article	L [mm]	W [mm]	Thickness [mm]	Version
4460.hart	353	253	6	hard, smooth
4461.hart	553	353	6	hard, smooth
4464.hart	350	253	10	hard, smooth
4465.hart	553	353	10	hard, smooth
4466.hart	353	253	15	hard, smooth
4467.hart	553	353	15	hard, smooth
4460.hart.Z		Cutting		hard, smooth

further thicknesses, cuttings and manufactures available on request

Weitere Artikel finden Sie unter www.dpv-elektronik.eu

PU Foam for shipping boxes

PU foam, electrostatically dissipative, open-cell, soft design.
Color: pink

Suitable as:

- insert for shipping boxes

In compliance with ESD standard DIN EN 61340-5-1

Available with napped foam profile 1:1 or smooth foam.

dpv*link* 641

Article	L [mm]	W [mm]	Thickness [mm]	Version
4920.1.10	100	55	10	napped profile 1:1
4903.0.15	178	127	15	smooth
4903.1.15	178	127	15	napped profile 1:1
4903.1.20	178	127	20	napped profile 1:1
4903.0.20	178	127	20	smooth
4921.1.20	190	135	20	napped profile 1:1
4904.1.20	250	191	20	napped profile 1:1
4904.0.15	250	191	15	smooth
4904.0.20	250	191	20	smooth
4906.0.20	267	216	20	smooth
4906.1.30	267	216	30	napped profile 1:1
4922.1.20	300	300	20	napped profile 1:1
4914.1.20	330	180	20	napped profile 1:1
4923.1.20	380	280	20	napped profile 1:1
4915.1.20	380	320	20	napped profile 1:1
4916.1.20	393	300	20	napped profile 1:1
4911.0.20	400	300	20	smooth
4911.1.30	400	300	30	napped profile 1:1
4910.0.15	420	220	15	smooth
4910.1.20	420	220	20	napped profile 1:1
4918.1.20	490	460	20	napped profile 1:1
4935.1.20	550	350	20	napped profile 1:1
4935.1.20.SK	550	350	20	napped profile 1:1, self-adhesive

Special thicknesses/cuttings, stamped parts, plates and rolls available on request

PU Gridded foam for shipping boxes

Gridded foam, dissipative, pre-cut grid 15/15 mm

dpv*link* 15724

Article	L [mm]	W [mm]	Thickness [mm]
4903.0.20.R15	178	127	20
4904.0.20.R15	250	191	20

Special thicknesses/cuttings, plates available on request

Cardboard packagings

CORSTAT/ CORTRONIC

CORTRONIC® Shipping boxes standard

CORTRONIC® shipping boxes **standard**, with high shielding, color: blue, with ESD imprint, long-lasting color fastness

- Typical surface resistance interior / exterior $R_S = 10^7 - 10^9$ ohm ESD
- Electrostatic shielding 3.4 nJ (Energy Test)

For suitable foam inserts see **dpv*link*** 641

dpv*link* 626

Article	Dimensions inside LxWxH [mm]	Foam
COR-01.TVS	40 x 40 x 15	PU foam for pin insertion / napped foam
COR-02.TVS	62 x 62 x 25	PU foam for pin insertion / napped foam
COR-05.TVS	100 x 55 x 25	
COR-10.TVS	183 x 127 x 38	
COR-15.TVS	178 x 127 x 64	
COR-20.TVS	190 x 135 x 40	
COR-30.TVS	250 x 191 x 38	
COR-40.TVS	250 x 191 x 64	
COR-45.TVS	250 x 191 x 110	
COR-50.TVS	267 x 216 x 64	
COR-55.TVS	300 x 300 x 100	
COR-56.TVS	340 x 300 x 100	
COR-57.TVS	380 x 280 x 60	
COR-58.TVS	380 x 250 x 120	
COR-60.TVS	420 x 220 x 40	
COR-65.TVS	420 x 220 x 65	
COR-70.TVS	480 x 350 x 64	

Shipping boxes - customer-specific - available on request

Inserts for shipping boxes

Fixing strips, dissipative, integrated in matching shipping box

dpv*link* 13188

Article	L [mm]	W [mm]	Thickness [mm]
COR-10.FL	127	20	20
COR-30.FL	191	20	20

CORTRONIC Flatpac insert for shipping boxes

HANS KOLB



CORTRONIC Flatpac inserts for shipping boxes standard, color: blue with stretch film, transparent, dissipative

- no foam inserts required

dpv*link* 5933

Article	Dimensions inside LxWxH [mm]
	CORTRONIC Flatpac insert for shipping boxes
COR-10.DFP	183 x 127 x 38
COR-15.DFP	178 x 127 x 64
COR-20.DFP	190 x 135 x 40
COR-30.DFP	250 x 191 x 38
COR-40.DFP	250 x 191 x 64
COR-45.DFP	250 x 191 x 110
COR-50.DFP	267 x 216 x 64
COR-55.DFP	300 x 300 x 100
COR-57.DFP	380 x 280 x 60

CORTRONIC® Shipping boxes Cor-Pack

HANS KOLB

CORTRONIC shipping boxes **Cor-Pack** with high shielding
color: blue, with ESD imprint, long-lasting color fastness
incl. 20 mm profile foam pink/dissipative

- Interior/exterior: Rs = 10^7 - 10^9 ohm
- Electrostatic shielding 3.4 nJ (Energy Test)

dpv*link* 5780

Article	Dimensions inside LxWxH [mm]
	CORTRONIC® Shipping boxes Cor-Pack
COR-05.TCP	150 x 115 x 40
COR-10.TCP	220 x 140 x 50
COR-20.TCP	280 x 140 x 100

Shipping boxes - customer-specific - available on request

All shipping boxes are also available ready-made and with inserted foam

CORTRONIC® Shipping boxes KORRVU

HANS KOLB

CORTRONIC shipping boxes **KORRVU**, with high shielding, color: blue, with ESD imprint, long-lasting color fastness

With a **permanently conductive fixing film on PU basis** KORRVU offers a packaging solution that renounces completely foam inserts.

Advantages:

- One-product packaging
- completely recyclable
- Reduction of the storage and transport costs due to the now unnecessary foam inserts
- long-term safety of the inserted ESD components
- Interior/exterior: Rs = 10^7 - 10^9 ohm
- Electrostatic shielding 3.4 nJ (Energy Test)

dpv*link* 5800

Article	Dimensions inside LxWxH [mm]
	CORTRONIC® Shipping boxes KORRVU
COR-20.KC	125 x 107 x 25
COR-30.KC	160 x 127 x 34
COR-40.KC	235 x 175 x 45
COR-50.KC	282 x 228 x 70

Shipping boxes - customer-specific - available on request

CORTRONIC® Shipping box E-Proms

HANS KOLB



CORTRONIC shipping boxes **E-Proms**, with electrically conductive pin-insertion foam (6 mm PE or PU) or napped foam (10 mm) color: blue, with ESD imprint

dpv*link* 13309

Article	Dimensions inside [mm] LxWxH	Foam
	CORTRONIC® Shipping box E-Proms	
COR-05.TEP	95 x 30 x 15	without foam
COR-05.TEP.NO	95 x 30 x 15	napped foam
COR-05.TEP.PE	95 x 30 x 15	PE foam for pin insertion
COR-05.TEP.PE+NO	95 x 30 x 15	PE foam for pin insertion / napped foam
COR-10.TEP	100 x 60 x 15	without foam
COR-10.TEP.NO	100 x 60 x 15	napped foam
COR-10.TEP.PE	100 x 60 x 15	PE foam for pin insertion
COR-10.TEP.PE+NO	100 x 60 x 15	PE foam for pin insertion / napped foam
COR-15.TEP	100 x 60 x 30	without foam
COR-15.TEP.NO	100 x 60 x 30	napped foam
COR-15.TEP.PE	100 x 60 x 30	PE foam for pin insertion
COR-15.TEP.PE+NO	100 x 60 x 30	PE foam for pin insertion / napped foam
COR-20.TEP	120 x 100 x 15	without foam
COR-20.TEP.NO	120 x 100 x 15	napped foam
COR-20.TEP.PE	120 x 100 x 15	PE foam for pin insertion
COR-20.TEP.PE+NO	120 x 100 x 15	PE foam for pin insertion / napped foam
COR-30.TEP	155 x 70 x 25	without foam
COR-30.TEP.NO	155 x 70 x 25	napped foam
COR-30.TEP.PE	155 x 70 x 25	PE foam for pin insertion
COR-30.TEP.PE+NO	155 x 70 x 25	PE foam for pin insertion / napped foam

CORTRONIC American Box TAB

HANS KOLB

CORTRONIC American Box TAB made of corrugated cardboard, interior and exterior with electrostatically dissipative coating and sealing, exterior with water-repellent and scratch-resistant coating, recyclable. High shielding, color: black, with ESD imprint

In compliance with the ESD standard DIN EN 61340-5-1

dpv*link* 24275

Article	Dimensions outside/inside LxWxH [mm]	
	CORTRONIC American Box TAB	
COR-15.TAB	389 x 278 x 67	362 x 251 x 60
COR-13.TAB	373 x 259 x 188	362 x 251 x 172
COR-30.TAB	562 x 370 x 188	551 x 362 x 172
COR-35.TAB	562 x 370 x 236	551 x 362 x 220

Adhesive tape black

dpv*link* 24358

Article	Type
COR-10.KB	Adhesive tape black 50 mm x 66 m for Cortronic

DPV ELEKTRONIK

Weitere Artikel finden Sie unter www.dpv-elektronik.eu

SAFESHIELD Shipping boxes

SAFESHIELD shipping boxes with high shielding, color: blue, with ESD imprint

- In compliance with ESD standard DIN EN 61340-5-1
- Electrostatic shielding < 10 nJ (Energy Test)

For suitable foam inserts see **dpv***link* 641

dpv*link* **616**

Article	Dimensions inside LxWxH [mm]	Foam
	SAFESHIELD Shipping boxes	
5510.902	95 x 30 x 15	PE foam for pin insertion / 6 mm
5510.908	100 x 60 x 15	PE foam for pin insertion / 6 mm
5510.909	120 x 100 x 15	PE foam for pin insertion / 6 mm
5510.903	178 x 127 x 38	
5510.904	250 x 191 x 38	
5510.905	250 x 191 x 64	
5510.912	250 x 191 x 110	
5510.906	267 x 216 x 64	
5510.913	300 x 300 x 100	
5510.914	330 x 180 x 70	
5510.915	380 x 320 x 60	
5510.916	393 x 300 x 90	
5510.911	400 x 300 x 65	
5510.910	420 x 220 x 40	
5510.917	420 x 220 x 65	
5510.918	490 x 460 x 80	
5510.907	200 x 140 x 50	profile foam / 20 mm

Shipping boxes - customer-specific - available on request

Cardboard containers

CORTRONIC Customer-Store-Container

HANS KOLB

CORTRONIC Customer-Store-Container made of corrugated cardboard, interior and exterior with electrostatically dissipative coating and sealing, exterior with water-repellent and scratch-resistant coating, recyclable. With high shielding, color: black, with ESD imprint

- Interior/exterior: $R_S = 10^7 - 10^9$ ohm
- Electrostatic shielding of 3.4 nJ (Energy Test)

Container can also be used without lid.
Please indicate the color when ordering. COR-36.CSC and COR-40.CSC only available in black.

grün schwarz blau rot

dpv*link* **739**

Article	Dimensions outside/inside LxWxH [mm]		Material
	CORTRONIC Customer-Store-Container		
COR-03.CSC	389 x 278 x 67	362 x 251 x 60	corrugated board
COR-05.CSC	389 x 278 x 107	362 x 251 x 100	corrugated board
COR-10.CSC	389 x 278 x 146	362 x 251 x 139	corrugated board
COR-15.CSC	389 x 278 x 227	362 x 251 x 220	corrugated board
COR-16.CSC	389 x 278 x 307	362 x 251 x 300	corrugated board
COR-17.CSC	578 x 389 x 67	551 x 362 x 60	corrugated board
COR-19.CSC	578 x 389 x 107	551 x 362 x 100	corrugated board
COR-20.CSC	578 x 389 x 146	551 x 362 x 139	corrugated board
COR-30.CSC	578 x 389 x 179	551 x 362 x 172	corrugated board
COR-35.CSC	578 x 389 x 227	551 x 362 x 220	corrugated board
COR-36.CSC	578 x 389 x 307	550 x 365 x 300	corrugated board
COR-40.CSC	578 x 389 x 410	550 x 365 x 400	corrugated board

indicate color when ordering

CORTRONIC Lid for Customer-Store-Containers

HANS KOLB

Lid for Customer-Store-Container

dpv*link* **13304**

Article	Type
COR-03-15.CSC-D	**Lid for art. COR-03/05/10/15.CSC**
COR-17-40.CSC-D	**Lid for art. COR-17/19/20/30/35/36/40.CSC**

The product range of Kolb for ESD packaging COR-STAT™ / CORTRONIC© is available in our online shop or in the current manufacturer leaflet

- as flipping book
- as download

Interlayers for Customer-Store-Containers

HANS KOLB

Interlayers made of corrugated cardboard, dissipative

dpv*link* 5961

Article	Type
COR-05.DZW	**Interlayers 357 x 246 mm** 2 corners beveled
COR-10.DZW	**Interlayers 550 x 350 mm** 2 corners beveled

CSC Long partition 360 / 549 mm

HANS KOLB

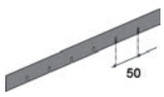

made of solid board, dissipative, exterior with water-repellent and scratch-resistant coating, recyclable

dpv*link* 10909

Article	Type
COR-03.CSCL	**CSC long partition for 03 - 15.CSC** 360 x 60 mm (6 slots) spacing 50 mm
COR-05.CSCL	**CSC long partition for 03 - 15.CSC** 360 x 100 mm (6 slots) spacing 50 mm
COR-10.CSCL	**CSC long partition for 03 - 15.CSC** 360 x 139 mm (6 slots) spacing 50 mm
COR-15.CSCL	**CSC long partition for 03 - 15.CSC** 360 x 220 mm (6 slots) spacing 50 mm
COR-17.CSCL	**CSC long partition for 17 - 35.CSC** 549 x 60 mm (11 slots) spacing 50 mm
COR-17.CSCL20	**CSC long partition for 17 - 35.CSC** 549 x 60 mm (24 slots) spacing 20 mm
COR-19.CSCL	**CSC long partition for 19 - 35.CSC** 549 x 100 mm (11 slots) spacing 50 mm
COR-19.CSCL20	**CSC long parition for 19 - 35.CSC** 549 x 100 mm (24 slots) spacing 20 mm
COR-20.CSCL	**CSC long partition for 20- 35.CSC** 549 x 139 mm (11 slots) spacing 50 mm
COR-20.CSCL20	**CSC long partition for 20 - 35.CSC** 549 x 139 mm (24 slots) spacing 20 mm
COR-30.CSCL	**CSC long partition for 30 - 35.CSC** 549 x 172 mm (11 slots) spacing 50 mm
COR-30.CSCL20	**CSC long partition for 30 - 35.CSC** 549 x 172 mm (24 slots) spacing 20 mm
COR-35.CSCL	**CSC long partition for 35 - 35.CSC** 549 x 220 mm (11 slots) spacing 50 mm
COR-35.CSCL20	**CSC long partition for 35 - 35.CSC** 549 x 220 mm (24 slots) spacing 20 mm

CSC Short partition 249 / 360 mm

HANS KOLB

made of solid board, dissipative, exterior with water-repellent and scratch-resistant coating, recyclable

dpv*link* 10890

Article	Type
COR-03.CSCK	**CSC short partition for 03 - 15.CSC** 249 x 60 mm (10 slots)
COR-05.CSCK	**CSC short partition for 03 - 15.CSC** 249 x 100 mm (10 slots)
COR-10.CSCK	**CSC short partition for 03 - 15.CSC** 249 x 139 mm (10 slots)
COR-15.CSCK	**CSC short partition for 03 - 15.CSC** 249 x 220 mm (10 slots)

dpv*link* 10890

Article	Type
COR-17.CSCK	**CSC short partition for 17 - 35.CSC** 360 x 60 mm (15 slots)
COR-19.CSCK	**CSC short partition for 17 - 35.CSC** 360 x 100 mm (15 slots)
COR-20.CSCK	**CSC short partition for 17 - 35.CSC** 360 x 139 mm (15 slots)
COR-30.CSCK	**CSC short partition for 17 - 35.CSC** 360 x 172 mm (15 slots)
COR-35.CSCK	**CSC short partition for 17 - 35.CSC** 360 x 220 mm (15 slots)

CORSTAT CSC Inserts "box in box"

HANS KOLB

for CORTRONIC Customer-Store Container 17 and 19; made of corrugated cardboard, interior and exterior with electrostatically conductive coating and sealing, exterior with water-repellent and scratch-resistant coating, recyclable, color: black In compliance with ESD standard DIN EN 61340-5-1

dpv*link* 10815

Article	Dimensions inside LxWxH [mm]	
	CORSTAT CSC Inserts "box in box"	
COR-17.CB1/4	256 x 162 x 56	4 boxes/container
COR-19.CB1/4	256 x 163 x 95	4 boxes/container

CORTRONIC Multibox

HANS KOLB

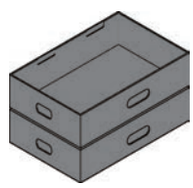

Cortronic Multibox made of corrugated cardboard, interior and exterior with electrostatically dissipative coating and sealing, exterior with water-repellent and scratch-resistant coating, recyclable. With high shielding, color: black, with ESD imprint

- Interior/exterior $R_S = 10^7 - 10^9$ ohm
- Electrostatic shielding 3.4 nJ (Energy Test)

dpv*link* 7096

Article	Dimensions outside/inside LxWxH [mm]	
	CORTRONIC Multibox	
COR-10.MB	591 x 391 x 114	565 x 365 x 109
COR-20.MB	591 x 391 x 214	565 x 365 x 209

Lid for CORTRONIC Multibox

HANS KOLB

Slip lid for Multibox containers

dpv*link* 11088

Article	Type
COR-10.30.MBSD	**Slip lid for art. COR-10/20.MB**

DPV ELEKTRONIK

Weitere Artikel finden Sie unter www.dpv-elektronik.eu

Short partition for Multibox 10 - 20-MB

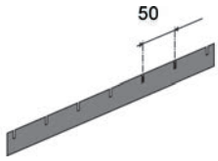

Short partition approx. 352 x 100/200 mm (7 slots); exterior with water-repellent and scratch-resistant coating

dpv*link* 10910

Article	Type
COR-100.MBK	**approx. 352 x 100 mm (7 slots)**
COR-200.MBK	**approx. 352 x 200 mm (7 slots)**

Long partition for Multibox 10 - 20-MB



Long partition approx. 552 x 100/200 mm (22 slots); exterior with water-repellent and scratch-resistant coating.

dpv*link* 10917

Article	Type
COR-100.MBL	**approx. 552 x 100 mm (22 slots)**
COR-200.MBL	**approx. 552 x 200 mm (22 slots)**

CORSTAT Reel-Box

Made of corrugated cardboard, interior and exterior with electrostatically conductive coating and sealing, exterior with water-repellent and scratch-resistant coating, recyclable, color: black

In compliance with ESD standard DIN EN 61340-5-1

dpv*link* 745

Article	Type
COR-10.CRB	**CORSTAT Reel-Box 180** 380 x 180 x 100 mm, for 16 reels max. Ø 180 mm
COR-30.CRB	**CORSTAT Reel-Box 380** 355 x 286 x 220 mm, for 5 reels max. Ø 380 mm

CORTRONIC Partition container

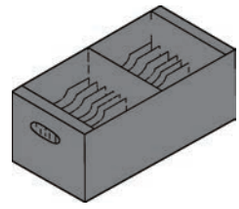

CORTRONIC partition container including lid made of corrugated cardboard, interior and exterior with electrostatically dissipative coating and sealing, exterior with water-repellent and scratch-resistant coating, recyclable. With high shielding, color: black, with ESD imprint

- Interior/exterior: $R_S = 10^7 - 10^9$ ohm
- Electrostatic shielding 3.4 nJ (EnergyTest)

By removing the short or long partitions it is possible to modify the compartment sizes. Thus, the basic version can be turned into version A, B or C.

Artikel	Innenmaße L/B/H	Fachgrößen L/B/H	Anzahl Fächer	Anzahl Stege Kurz	Anzahl Stege Längs
COR-10.TSC	270/169/195 mm	130/24/195 mm	12	1	5
		265/24/195 mm [A]	6	-	5
COR-15.TSC	372/388/ 84 mm	109/18/ 84 mm	60	19	4
		165/18/ 84 mm [A]	40	19	3
COR-20.TSC	386/386/176 mm	110/30/175 mm	30	4	9
		168/30/175 mm [A]	20	3	9
		340/30/175 mm [B]	10	2	9
COR-30.TSC	386/386/358 mm	168/35/350 mm	18	8	3
		340/35/350 mm [A]	9	8	2
COR-40.TSC	424/272/281 mm	178/18/280 mm	22	3	10
		365/18/280 mm [A]	11	2	10
COR-41.TSC	424/272/281 mm	117/22/280 mm	30	16	3
		238/22/280 mm [A]	15	16	2
COR-45.TSC	493/390/166 mm	178/45/166 mm	20	9	3
		360/45/166 mm [A]	10	9	2
COR-48.TSC	562/355/150 mm	123/24/150 mm	44	5	10
		165/24/150 mm [A]	33	4	10
		250/24/150 mm [B]	22	3	10
		515/24/150 mm [C]	11	2	10
COR-50.TSC	562/355/329 mm	123/24/325 mm	44	5	10
		165/24/325 mm [A]	33	4	10
		250/24/325 mm [B]	22	3	10
		515/24/325 mm [C]	11	2	10

Einzelteile (Behälter, Deckel, Stege) auf Anfrage

dpv*link* 5787

Article	Dimensions outside/inside LxWxH [mm]	
	CORTRONIC Partition container	
COR-10.TSC	297 x 181 x 204	270 x 169 x 195
COR-15.TSC	400 x 400 x 100	372 x 388 x 84
COR-20.TSC	415 x 405 x 190	386 x 386 x 176
COR-30.TSC	415 x 405 x 365	386 x 386 x 358
COR-40.TSC	450 x 290 x 290	424 x 272 x 281
COR-41.TSC	450 x 290 x 290	424 x 272 x 281
COR-45.TSC	510 x 410 x 175	493 x 390 x 166
COR-48.TSC	595 x 380 x 160	562 x 355 x 150
COR-50.TSC	595 x 380 x 335	562 x 355 x 329

CORSTAT Tray

HANS KOLB

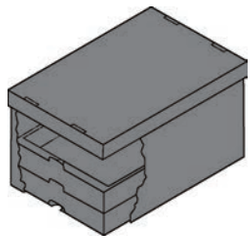

Made of corrugated paper, interior and exterior with electrostatically conductive coating and sealing, exterior with water-repellent and scratch-resistant coating, recyclable, with stacking nose reinforcement, color: black

In compliance with ESD standard DIN EN 61340-5-1

Versions:

- CTR = without foam
- CRT-EE = EE flute with **COR**TEC
- CTR.as = foam inlay dissipative, pink
- CTR.el = foam inlay conductive, black

CORSTAT Trays fitting in Euro containers 400 x 300 mm respectively 600 x 400 mm and Customer-Store-Container

dpv*link* 709

Article	Dimensions outside/inside LxWxH [mm]	
	CORSTAT Tray	
COR-20.CTR-EE	550 x 346 x 33	499 x 330 x 28
COR-25.CTR-EE	550 x 346 x 43	499 x 330 x 40
COR-30.CTR-EE	550 x 346 x 73	499 x 330 x 70
COR-05.CTR	351 x 246 x 31	297 x 230 x 28
COR-05.CTR.as	351 x 246 x 31	297 x 230 x 28
COR-05.CTR.el	351 x 246 x 31	297 x 230 x 28
COR-06.CTR	351 x 246 x 60	297 x 230 x 55
COR-06.CTR.as	351 x 246 x 60	297 x 230 x 55
COR-06.CTR.el	351 x 246 x 60	297 x 230 x 55
COR-07.CTR	358 x 259 x 43	305 x 243 x 40
COR-07.CTR.as	358 x 259 x 43	305 x 243 x 40
COR-07.CTR.el	358 x 259 x 43	305 x 253 x 40
COR-20.CTR	550 x 346 x 31	499 x 330 x 28
COR-20.CTR.as	550 x 346 x 31	499 x 330 x 28
COR-20.CTR.el	550 x 346 x 31	499 x 330 x 28
COR-25.CTR	550 x 346 x 43	499 x 330 x 40
COR-25.CTR.as	550 x 346 x 43	499 x 330 x 40
COR-25.CTR.el	550 x 346 x 43	499 x 330 x 40
COR-30.CTR	550 x 346 x 73	499 x 330 x 70
COR-30.CTR.as	550 x 346 x 73	499 x 330 x 70
COR-30.CTR.el	550 x 346 x 73	499 x 330 x 70

dpv*link* 23040

Article	Type	L [mm]	W [mm]	Color
COR-20.40.CTR.D	Lid for CORSTAT Tray (solid board)	593	343	black

CORSTAT Tube-Box

HANS KOLB

made of corrugated cardboard, interior and exterior with electrostatically conductive coating and sealing, exterior with water-repellent and scratch-resistant coating, recyclable, color: black

In compliance with ESD standard DIN EN 61340-5-1

dpv*link* 750

Article	Dimensions outside/inside LxWxH [mm]	
	CORSTAT Tube-Box	
COR-05.CTB	610 x 113 x 51	600 x 95 x 45
COR-10.CTB	600 x 113 x 101	590 x 95 x 95

+++ minimum order quantity 10 pieces +++

CORSTAT Storage box, open

HANS KOLB



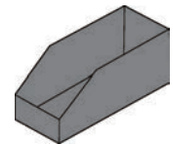

made of corrugated cardboard, interior and exterior with electrostatically conductive coating and sealing, exterior with water-repellent and scratch-resistant coating, recyclable, color: black

In compliance with ESD standard DIN EN 61340-5-1

dpv*link* 755

Article	Dimensions outside/inside LxWxH [mm]		Material
	CORSTAT Storage box, open		
COR-05.CLBO	202 x 70 x 70	180 x 62 x 65	corrugated board
COR-10.CLBO	305 x 159 x 115	285 x 150 x 110	corrugated board
COR-15.CLBO	313 x 116 x 127	292 x 109 x 122	corrugated board
COR-20.CLBO	600 x 73 x 66	580 x 65 x 65	corrugated board
COR-30.CLBO	611 x 117 x 127	592 x 109 x 122	corrugated board
COR-40.CLBO	611 x 161 x 75	592 x 153 x 70	corrugated board
COR-45.CLBO	609 x 209 x 185	590 x 200 x 180	corrugated board
COR-50.CLBO	634 x 108 x 135	615 x 100 x 130	corrugated board

+++ Minimum order quantity 10 pieces +++

IC bar magazine 10-ICM

-On the picture 3 stacked bar magazines -

IC bar magazine 10-ICM 336 x 586 x 35 mm outside, stackable, box with dissipative and shielding properties, black.

In compliance with ESD standard DIN EN 61340-5-1

dpv*link* 17320

Article	Dimensions outside
	IC bar magazine 10-ICM
COR-10.ICM	599 x 399 x 39

CORSTAT Storage box for IC bars, open

made of corrugated cardboard
interior and exterior with electrostatically conductive coating and sealing, recyclable, color: blue

In compliance with ESD standard DIN EN 61340-5-1

dpv*link* 757

Article	Dimensions inside LxWxH [mm]
	CORSTAT Storage box for IC bars, open
5510.095	630 x 95 x 95
5510.195	630 x 195 x 95

DPV ELEKTRONIK

Weitere Artikel finden Sie unter www.dpv-elektronik.eu

ESD Small parts containers

Hinged utility boxes

Hinged utility boxes made of electrostatically volume conductive plastic, black, equipped with conductive polyethylene pin-insertion foam, lid with imprinted ESD warning symbol

In compliance with ESD standard DIN EN 61340-5-1

dpv*link* 646

Article	Dimensions inside LxWxH [mm]	Foam
	Hinged utility boxes	
5100.860	55 x 38 x 14	PE foam for pin insertion
5100.861	70 x 45 x 14	PE foam for pin insertion
5100.862	130 x 32 x 14	PE foam for pin insertion
5100.864	77 x 55 x 12	PE foam for pin insertion
5100.865	117 x 90 x 21	PE foam for pin insertion
5100.866	138 x 44 x 14	PE foam for pin insertion

Hinged lid box type 380

- hinged lid box of plastic
- 185 x 108 x 10 mm
- color black

In compliance with ESD standard DIN EN 61340-5-1

dpv*link* 21545

Article	Type
	Hinged lid box type 380
032.380	**Hinged lid box conductive, empty** Dimensions 185 x 108 x 10 mm
032.380.F09	**Vacuum-formed insert, conductive, 9 cavities** Dimensions of cavities 59 x 33 mm
032.380.F15	**Vacuum-formed insert, conductive, 15 cavities** Dimensions of cavities 35 x 33 mm
032.380.F24	**Vacuum-formed insert, conductive, 24 cavities** Dimensions of cavities 28 x 24 mm

Hinged lid box type 381

- hinged lid box of plastic
- 185 x 108 x 29 mm or 185 x 108 x 48 mm
- color black

In compliance with ESD standard DIN EN 61340-5-1

dpv*link* 21548

Article	Type
	Hinged lid box type 381
032.381	**Hinged lid box conductive, empty** Dimensions 185 x 108 x 29 mm
032.382	**Hinged lid box conductive, empty** Dimensions 185 x 108 x 48 mm
032.381.F02	**Vacuum-formed insert, conductive, 2 cavities** dimensions of cavities 93 x 81 mm
032.381.F12	**Vacuum-formed insert, conductive, 12 cavities** dimensions of cavities 45 x 25 mm
032.381.F17	**Vacuum-formed insert, conductive, 17 cavities** dimensions of cavities 16 x 20 x 30, 1 x 80 x 30 mm
032.381.F20	**Vacuum-formed insert, conductive, 20 cavities** dimensions of cavities 20 x 30 mm

Hinged lid box type 384

- plastic hinged lid box
- 295 x 164 x 16 mm
- color black

In compliance with ESD standard DIN EN 61340-5-1

dpv*link* 22811

Article	Type
	Hinged lid box type 384
032.384	**Hinged lid box conductive, empty** Dimensions 295 x 164 x 16 mm
032.384.F54	**Vacuum-formed insert, conductive, 54 cavities** dimensions of cavities 28 x 23 mm
032.384.F72	**Vacuum-formed insert, conductive, 72 cavities** dimensions of cavities 20 x 22 mm

Hinged lid box type 385

- hinged lid box of plastic
- 295 x 166 x 21 mm
- color black



In compliance with ESD standard DIN EN 61340-5-1

dpv*link* 21553

Article	Type
	Hinged lid box type 385
032.385	**Hinged lid box conductive, empty** Dimensions 295 x 166 x 21 mm
032.385.F15	**Vacuum-formed insert, conductive, 15 cavities** Dimensions of cavities 47 x 52 mm
032.385.F35	**Vacuum-formed insert, conductive, 35 cavities** Dimensions of cavities 23 x 35 mm
032.385.F54	**Vacuum-formed insert, conductive, 54 cavities** Dimensions of cavities 20 x 27 mm
032.385.F72	**Vacuum-formed insert, conductive, 72 cavities** Dimensions of cavities 20 x 20 mm

Hinged lid box type 386

- hinged lid box of plastic
- 295 x 166 x 39 mm
- color black

In compliance with ESD standard DIN EN 61340-5-1

dpv*link* 21555

Article	Type
	Hinged lid box type 386
032.386	**Hinged lid box conductive, empty** Dimensions 295 x 166 x 39 mm
032.386.F06	**Vacuum-formed insert, conductive, 6 cavities** dimensions of cavities 69 x 88 mm
032.386.F12	**Vacuum-formed insert, conductive, 12 cavities** dimensions of cavities 44 x 64 mm
032.386.F15	**Vacuum-formed insert, conductive, 15 cavities** dimensions of cavities 44 x 49 mm

Hinged lid box type 387

- hinged lid box made of plastic
- 295 x 164 x 38 mm
- color black

in compliance with the ESD standard DIN EN 61340-5-1 ESD

dpv*link* 24169

Article	Type
	Hinged lid box type 387
032.387	**Hinged lid box conductive, empty** dimensions 295 x 164 x 38 mm
032.387.F06	**Vacuum-formed insert, conductive, 6 cavities** dimensions of cavities 71 x 90 mm
032.387.F12	**Vacuum-formed insert, conductive, 12 cavities** dimensions of cavities 45 x 66 mm
032.387.F15	**Vacuum-formed insert, conductive, 15 cavities** dimensions of cavities 45 x 52 mm

Hinged lid boxes with snap lock

Hinged lid boxes with snap lock made of electrostatically volume conductive plastic, black

In compliance with ESD standard DIN EN 61340-5-1

dpv*link* 14900

Article	Dimensions outside/inside LxWxH [mm]		Shipping Unit
	Hinged lid boxes with snap lock		
032.20.200	34 x 34 x 8	32 x 32 x 8	100
032.20.201	58 x 42 x 10	55 x 39 x 10	100
032.20.202	68 x 50 x 13	66 x 47 x 13	100
032.20.203	95 x 70 x 17	92 x 65 x 17	100
032.20.204	115 x 85 x 26	111 x 78 x 26	100
032.20.205	138 x 102 x 30	134 x 95 x 30	100

- foam inserts available on request -

Hinged lid box MOS

Hinged lid box made of plastic
Ideal for the safe storage and shipping of electronic small parts
In compliance with the ESD standard DIN EN 61340-5-1

dpv*link* 22036

Article	Dimensions outside/inside LxWxH [mm]		Shipping Unit
	Hinged lid box MOS		
032.355	118 x 78 x 20	90 x 50 x 15	1000 piece
032.356	190 x 112 x 20	162 x 95 x 15	10 piece

Weitere Artikel finden Sie unter www.dpv-elektronik.eu

Stackable hinged lid boxes

Stackable hinged lid boxes made of electrostatically volume conductive plastic, black

In compliance with ESD standard DIN EN 61340-5-1

dpv*link* 650

Article	Dimensions inside LxWxH [mm]
	Stackable hinged lid boxes
032.200.1	75 x 50 x 33
032.200	75 x 50 x 45
032.201	106 x 75 x 46
032.202	156 x 106 x 46

Rectangular boxes with lid

Application example

Rectangular boxes with slip lid made of electrostatically volume conductive plastic, black
In compliance with ESD standard DIN EN 61340-5-1

dpv*link* 652

Article	Dimensions inside [mm] LxWxH	
	Rectangular boxes with lid	
032.040	49.5 x 39.5 x 5	
032.050	50 x 30 x 16	
032.055	57 x 36 x 17	
032.070	80 x 50 x 27	
032.080	75 x 75 x 27	Minimum quantity on request
032.085	102 x 85 x 47	Minimum quantity on request

Rectangular compartment box with lid

Rectangular compartment box with slip lid made of electrostatically volume conductive plastic, black
In compliance with ESD standard DIN EN 61340-5-1

dpv*link* 654

Article	Dimensions inside LxWxH [mm]	Dimensions cavities	Cavities
	Rectangular compartment box with lid		
032.090	55 x 45 x 7	19x15x5 mm	6

Hinged lid box with snap lock

Hinged lid box made of plastic
Ideal for the safe storage and shipping of electronic small parts
In compliance with the ESD standard DIN EN 61340-5-1

dpv*link* 22027

Article	Dimensions outside/inside LxWxH [mm]	
	Hinged lid box with snap lock	
032.350	136 x 87 x 19	130 x 80 x 14
032.351	136 x 87 x 35	130 x 80 x 30
032.352	136 x 87 x 55	130 x 80 x 50
032.353	180 x 140 x 80	178 x 133 x 78
032.354	225 x 125 x 60	221 x 121 x 55

Suitcases ESD

Suitcases ESD with hinges and flap fasteners, made of electrostatically volume conductive plastic

In compliance with ESD standard DIN EN 61340-5-1

Suitcase 2012 ESD

Internal dimensions: 120 x 80 x 24 mm

Suitcase 2012-ESD with hinges and flap fasteners, made of electrostatically volume conductive plastic
Internal dimensions: 120 x 80 x 24 mm

In compliance with ESD standard DIN EN 61340-5-1

dpv*link* 16766

	Article	Type
	032.417	**Suitcase 2012-ESD, empty** Internal dimensions: 120 x 80 x 24 mm
	032.417.NO-Set	**Napped foam set for suitcase K 2012 ESD**
	032.417.04	**Case insert ESD (4 compartments)** Compartment size approx. 53 x 38 x 22 mm
	032.417.06	**Case insert ESD (6 compartments)** Compartment size approx. 38 x 35 x 22
	032.417.12	**Case insert ESD (12 compartments)** Compartment size approx. 25 x 24 x 22

Suitcase 2005 ESD

Internal dimensions: 170 x 130 x 37 mm

Suitcase 2005-ESD with hinges and flap fasteners, made of electrostatically volume conductive plastic
Internal dimensions: 170 x 130 x 37 mm

In compliance with ESD standard DIN EN 61340-5-1

dpv*link* 14743

	Article	Type
	032.415	**Suitcase 2005 ESD, empty** Internal dimensions: 170 x 130 x 37 mm
	032.415.NO-Set	**Napped foam set for suitcase K 2005 ESD**
	032.415.06	**Case insert 2005** Compartment size approx. 56 x 50 x 35 mm
	032.415.09	**Case insert 2005** Compartment size approx. 36 x 50 x 35 mm

Suitcase 2001 ESD

Internal dimensions: 240 x 170 x 42 mm

Suitcase 2001-ESD with hinges and flap fasteners, made of electrostatically volume conductive plastic
Internal dimensions: 240 x 170 x 42 mm

In compliance with ESD standard DIN EN 61340-5-1

dpv*link* 14742

	Article	Type
	032.410	**Suitcase 2001 ESD, empty** Internal dimensions: 240 x 170 x 42 mm
	032.410.NO-Set	**Napped foam set for suitcase K 2001 ESD**
	032.410.RA-Set	**Gridded foam set for suitcase K 2001 ESD**
	032.410.ST-Set	**Pin-insertion foam set for suitcase K 2001 ESD**
	032.410.06	**Case insert ESD (6 compartments)** Compartment size approx. 77 x 72 x 40 mm
	032.410.09	**Case insert ESD (9 compartments)** Compartment size approx. 50 x 72 x 40 mm
	032.410.12	**Case insert ESD (12 compartments)** Compartment size approx. 50 x 53 x 40 mm

Weitere Artikel finden Sie unter www.dpv-elektronik.eu

Suitcase 2004 ESD

Internal dimensions: 270 x 185 x 76 mm

Suitcase 2004-ESD with hinges and flap fasteners, made of electrostatically volume conductive plastic
Internal dimensions: 270 x 185 x 76 mm

In compliance with ESD standard DIN EN 61340-5-1

	dpv*link* 14741	
	Article	Type
	032.405	**Suitcase 2004 ESD, empty** Internal dimensions: 270 x 185 x 76 mm
	032.405.NO-Set	**Napped foam set for suitcase K 2004 ESD**
	032.405.RA-Set	**Gridded foam set for suitcase K 2004 ESD**
	032.405.06	**Case insert ESD (6 compartments)** Compartment size approx. 78 x 81 x 73 mm
	032.405.09	**Case insert ESD (9 compartments)** Compartment size approx. 50 x 81 x 73 mm

Suitcase 2006 ESD

Internal dimensions: 335 x 240 x 71 mm

Suitcase 2006-ESD with hinges and flap fasteners, made of electrostatically volume conductive plastic
Internal dimensions: 335 x 240 x 71 mm

In compliance with ESD standard DIN EN 61340-5-1

	dpv*link* 16768	
	Article	Type
	032.401	**Suitcase 2006 ESD, empty** Internal dimensions: 335 x 240 x 71 mm
	032.401.NO-Set	**Napped foam set for suitcase K 2006 ESD**
	032.401.RA-Set	**Gridded foam set for suitcase K 2006 ESD**

Suitcase 2000 ESD

Internal dimensions: 340 x 250 x 53 mm

Suitcase 2000-ESD with hinges and flap fasteners, made of electrostatically volume conductive plastic
Internal dimensions: 340 x 250 x 53 mm

In compliance with ESD standard DIN EN 61340-5-1

	dpv*link* 4100	
	Article	Type
	032.400	**Suitcase 2000 ESD, empty** Internal dimensions: 340 x 250 x 53 mm
	032.400.NO-Set	**Napped foam set for suitcase K 2000 ESD**
	032.400.RA-Set	**Gridded foam set for suitcase K 2000 ESD**
	032.400.06	**Case insert ESD (6 compartments)** Compartment size approx. 157 x 71 x 50 mm
	032.400.09	**Case insert ESD (9 compartments)** Compartment size approx 102 x 71 x 50 mm
	032.400.12	**Case insert ESD (12 compartments)** Compartment size approx. 75 x 71 x 50 mm
	032.400.24	**Case insert ESD (24 compartments)** Compartment size approx. 50 x 47 x 50 mm

Suitcase 2007 ESD

Internal dimensions: 365 x 245 x 105 mm

Suitcase 2012-ESD with hinges and flap fasteners, made of electrostatically volume conductive plastic
Internal dimensions: 365 x 245 x 105 mm

In compliance with ESD standard DIN EN 61340-5-1

	dpv*link* 16770	
	Article	Type
	032.425	**Suitcase 2007 ESD, empty** Internal dimensions: 365 x 245 x 105 mm
	032.425.NO-Set	**Napped foam set for suitcase K 2007 ESD**
	032.425.RA-Set	**Gridded foam set for suitcase K 2007 ESD**

Weitere Artikel finden Sie unter www.dpv-elektronik.eu

Suitcase 2011 ESD

Internal dimensions: 375 x 265 x 80 mm

Suitcase 2011-ESD with hinges and flap fasteners, made of electrostatically volume conductive plastic
Internal dimensions: 375 x 265 x 80 mm

In compliance with ESD standard DIN EN 61340-5-1

dpv*link* 14744

	Article	Type
	032.420	**Suitcase 2011 ESD, empty** Internal dimensions: 375 x 265 x 80 mm
	032.420.NO-Set	**Napped foam set for suitcase K 2011 ESD**
	032.420.RA-Set	**Gridded foam set for suitcase K 2011 ESD**
	032.420.06	**Case insert ESD (6 compartments)** Compartment size approx. 168 x 71 x 62 mm
	032.420.09	**Case insert ESD (9 compartments)** Compartment size approx. 108 x 71 x 62 mm
	032.420.12	**Case insert ESD (12 compartments)** Compartment size approx. 71 x 79 x 62 mm

Suitcase 2003-ESD

Internal dimensions: 410 x 272 x 113 mm

Suitcase 2003-ESD with hinges and flap fasteners, made of electrostatically volume conductive plastic
Internal dimensions: 410 x 272 x 113 mm

In compliance with ESD standard DIN EN 61340-5-1

dpv*link* 19809

	Article	Type
	032.427	**Suitcase 2003-ESD, empty** Dimensions (inside): 410 x 272 x 113 mm
	032.427.RA-Set	**Gridded foam set for suitcase K 2003 ESD**
	032.427.ST-Set	**Napped foam set for suitcase K 2003 ESD**

Vacuum-formed inserts

All inserts are made of electrically conductive material (Liastat).

Vacuum-formed inserts T-263



- suitable for containers 600x400
- two-way stacking
- recessed grip
- 208 cavities 26x18x15 mm

dpv*link* 18936

Article	L [mm]	W [mm]	H [mm]
032.T-263	553	353	37

Vacuum-formed inserts T-230



- suitable for containers 400x300
- recessed grip
- 35 grooves 35x35x15 mm

dpv*link* 18900

Article	L [mm]	W [mm]	H [mm]
032.T-230	355	253	21

Vacuum-formed inserts T-2113



- suitable for containers 400x300
- two-way stacking
- recessed grip
- 50 cavities 42x22x21 mm

dpv*link* 19018

Article	L [mm]	W [mm]	H [mm]
032.T-2113	350	250	26

Vacuum-formed inserts T-245



- suitable for containers 600x400
- two-way stacking
- recessed grip
- 78 cavities 50x31x10 mm

dpv*link* 18902

Article	L [mm]	W [mm]	H [mm]
032.T-245	553	353	245

Vacuum-formed inserts T-2105



- suitable for containers 600x400
- two-way stacking
- recessed grip
- 40 cavities 57x30x7 mm

dpv*link* 18938

Article	L [mm]	W [mm]	H [mm]
032.T-2105	552	352	17

Vacuum-formed inserts T-244



- suitable for containers 400x300
- two-way stacking
- recessed grip
- 20 cavities 57x46x15 mm

dpv*link* 18904

Article	L [mm]	W [mm]	H [mm]
032.T-244	355	253	20

Vacuum-formed inserts T-235



- suitable for containers 600x400
- two-way stacking
- recessed grip
- 24 cavities 59x51x34 mm

dpv*link* 18906

Article	L [mm]	W [mm]	H [mm]
032.T-235	555	355	47

Vacuum-formed inserts T-2106



- suitable for containers 600x400
- two-way stacking
- recessed grip
- 60 cavities 63x21x7 mm

dpv*link* 18940

Article	L [mm]	W [mm]	H [mm]
032.T-2106	552	352	17

Vacuum-formed inserts T-236



- suitable for containers 600x400
- two-way stacking
- recessed grip
- 20 cavities 77x59x34 mm

dpv*link* 18908

Article	L [mm]	W [mm]	H [mm]
032.T-236	555	355	47

Vacuum-formed inserts T-231

- suitable for containers 400x300
- recessed grip
- 15 cavities 80x35x20 mm

dpv*link* 18910

Article	L [mm]	W [mm]	H [mm]
032.T-231	355	253	26

DPV ELEKTRONIK

Weitere Artikel finden Sie unter www.dpv-elektronik.eu

Vacuum-formed inserts T-240



- suitable for containers 600x400
- two-way stacking
- recessed grip
- 21 cavities 85x65x17 mm

dpv*link* 18912

Article	L [mm]	W [mm]	H [mm]
032.T-240	553	353	29

Vacuum-formed inserts T-232



- suitable for containers 400x300
- recessed grip
- 12 cavities 90x50x20 mm

dpv*link* 18914

Article	L [mm]	W [mm]	H [mm]
032.T-232	355	253	25

Vacuum-formed inserts T-2100



- suitable for containers 400x300
- two-way stacking
- recessed grip
- 15 cavities 90x40x23 mm

dpv*link* 18928

Article	L [mm]	W [mm]	H [mm]
032.T-2100	358	258	68

Vacuum-formed inserts T-241



- suitable for containers 600x400
- two-way stacking
- recessed grip
- 21 cavities 94x65x35 mm

dpv*link* 18916

Article	L [mm]	W [mm]	H [mm]
032.T-241	553	353	46

Vacuum-formed inserts T-242



- suitable for containers 600x400
- two-way stacking
- recessed grip
- 27 cavities 107x47x22 mm

dpv*link* 18918

Article	L [mm]	W [mm]	H [mm]
032.T-242	553	353	40

Vacuum-formed inserts T-2114



- suitable for containers 600x400
- two-way stacking
- recessed grip
- 16 cavities 108x73x31 mm

dpv*link* 19020

Article	L [mm]	W [mm]	H [mm]
032.T-2114	555	355	40

Vacuum-formed inserts T-246



- suitable for containers 600x400
- two-way stacking
- recessed grip
- 12 cavities 112x106x35 mm

dpv*link* 18920

Article	L [mm]	W [mm]	H [mm]
032.T-246	553	353	44

Vacuum-formed inserts T-233



- suitable for containers 600x400
- recessed grip
- 15 cavities 135x50x10 mm

dpv*link* 18922

Article	L [mm]	W [mm]	H [mm]
032.T-233	550	350	17

Vacuum-formed inserts T-234



- suitable for containers 600x400
- recessed grip
- 42 cavities 145x15x10 mm

dpv*link* 18924

Article	L [mm]	W [mm]	H [mm]
032.T-234	550	350	17

Vacuum-formed inserts T-2103



- suitable for containers 600x400
- two-way stacking
- 12 cavities 154x80x37 mm

dpv*link* 18934

Article	L [mm]	W [mm]	H [mm]
032.T-2103	548	352	46

Vacuum-formed inserts T-2102



- suitable for containers 600x400
- 6 cavities 170x155x36 mm

dpv*link* 18932

Article	L [mm]	W [mm]	H [mm]
032.T-2102	548	352	42

Vacuum-formed inserts T-2107

- suitable for containers 400x300
- 7 cavities 189x35x41 mm

dpv*link* 18942

Article	L [mm]	W [mm]	H [mm]
032.T-2107	362	263	43

Vacuum-formed inserts T243



- suitable for containers 600x400
- two-way stacking
- recessed grip
- 7 cavities 244x90x2 mm

dpv*link* 18926

Article	L [mm]	W [mm]	H [mm]
032.T-243	553	353	38

Vacuum-formed inserts T-298



- suitable for containers 600x400
- two-way stacking
- recessed grip
- 6 cavities 238x102x52 mm

dpv*link* 18944

Article	L [mm]	W [mm]	H [mm]
032.T-298	553	353	55

Vacuum-formed inserts T-2108



- suitable for containers 600x400
- two-way stacking
- 4 cavities 255x135x50 mm

dpv*link* 18946

Article	L [mm]	W [mm]	H [mm]
032.T-2108	550	350	55

Vacuum-formed inserts T-2101



- suitable for containers 600x400
- 2 cavities 278x233x36 mm

dpv*link* 18930

Article	L [mm]	W [mm]	H [mm]
032.T-2101	550	350	43

Vacuum-formed inserts T-2109



- suitable for containers 600x400
- two-way stacking
- 3 cavities 295x135x55 mm

dpv*link* 18948

Article	L [mm]	W [mm]	H [mm]
032.T-2109	550	350	58

Vacuum-formed inserts T-276



- suitable for containers 400x300
- two-way stacking
- recessed grip
- 320 cavities ø7x15 mm

dpv*link* 18950

Article	L [mm]	W [mm]	H [mm]
032.T-276	352	252	20

Vacuum-formed inserts T-278



- suitable for containers 400x300
- two-way stacking
- recessed grip
- 100 cavities ø13,5x35 mm

dpv*link* 18952

Article	L [mm]	W [mm]	H [mm]
032.T-278	330	242	43

Vacuum-formed inserts T-280



- suitable for containers 400x300
- two-way stacking
- recessed grip
- 70 cavities ø15x38 mm

dpv*link* 18954

Article	L [mm]	W [mm]	H [mm]
032.T-280	352	252	40

DPV ELEKTRONIK

Weitere Artikel finden Sie unter www.dpv-elektronik.eu

Vacuum-formed inserts T-281



- suitable for containers 400x300
- recessed grip
- 48 cavities ø16x15 mm

dpv*link* 18956

Article	L [mm]	W [mm]	H [mm]
032.T-281	352	252	17

Vacuum-formed inserts T-282



- suitable for containers 400x300
- recessed grip
- 80 cavities ø 17x14 mm

dpv*link* 18958

Article	L [mm]	W [mm]	H [mm]
032.T-282	352	252	18

Vacuum-formed inserts T-285



- suitable for containers 400x300
- two-way stacking
- recessed grip
- 86 cavities ø 19x30 mm

dpv*link* 18964

Article	L [mm]	W [mm]	H [mm]
032.T-285	331	245	35

Vacuum-formed inserts T-286



- suitable for containers 400x300
- 35 cavities ø 20x25 mm

dpv*link* 18968

Article	L [mm]	W [mm]	H [mm]
032.T-286	331	245	40

Vacuum-formed inserts T-287



- suitable for containers 400x300
- 76 cavities ø22x20 mm

dpv*link* 18972

Article	L [mm]	W [mm]	H [mm]
032.T-287	331	245	21

Vacuum-formed inserts T-289



- suitable for containers 600x400
- 88 cavities ø 22.5x15 mm

dpv*link* 18976

Article	L [mm]	W [mm]	H [mm]
032.T-289	421	311	30

Vacuum-formed inserts T-291



- suitable for containers 600x400
- 88 cavities ø25x30 mm

dpv*link* 18980

Article	L [mm]	W [mm]	H [mm]
032.T-291	421	311	31

Vacuum-formed inserts T-270



- suitable for containers 400x300
- recessed grip
- 56 cavities ø30x15 mm

dpv*link* 18982

Article	L [mm]	W [mm]	H [mm]
032.T-270	352	252	17

Vacuum-formed inserts T-294



- suitable for containers 600x400
- 54 cavities ø 33x30 mm

dpv*link* 18986

Article	L [mm]	W [mm]	H [mm]
032.T-294	421	311	35

Vacuum-formed inserts T-295

- suitable for containers 400x300
- two-way stacking
- recessed grip
- 35 cavities ø35x30 mm

dpv*link* 18990

Article	L [mm]	W [mm]	H [mm]
032.T-295	352	252	34

Vacuum-formed inserts T-247



- suitable for containers 600x400
- two-way stacking
- recessed grip
- 96 cavities ø 35x35 mm

dpv*link* 18992

Article	L [mm]	W [mm]	H [mm]
032.T-247	562	363	43

Vacuum-formed inserts T-2112



- suitable for containers 400x300
- two-way stacking
- recessed grip
- 35 cavities ø35x37 mm

dpv*link* 18988

Article	L [mm]	W [mm]	H [mm]
032.T-2112	350	255	73

Vacuum-formed inserts T-271



- suitable for containers 400x300
- recessed grip
- 35 grooves ø35.5x15 mm

dpv*link* 18994

Article	L [mm]	W [mm]	H [mm]
032.T-271	352	252	17

Vacuum-formed inserts T-272



- suitable for containers 400x300
- recessed grip
- 35 grooves ø 37.5x6 mm

dpv*link* 18996

Article	L [mm]	W [mm]	H [mm]
032.T-272	352	252	14

Vacuum-formed inserts T-296



- suitable for containers 600x400
- 35 cavities ø40.5x35 mm

dpv*link* 18998

Article	L [mm]	W [mm]	H [mm]
032.T-296	421	311	42

Vacuum-formed inserts T-249



- suitable for containers 600x400
- two-way stacking
- recessed grip
- 70 cavities ø42x32 mm

dpv*link* 19000

Article	L [mm]	W [mm]	H [mm]
032.T-249	553	353	36

Vacuum-formed inserts T-273

- suitable for containers 400x300
- recessed grip
- 20 cavities ø 50x15 mm

dpv*link* 19002

Article	L [mm]	W [mm]	H [mm]
032.T-273	352	252	17

Vacuum-formed inserts T-248



- suitable for containers 600x400
- two-way stacking
- recessed grip
- 40 cavities ø60x42 mm

dpv*link* 19004

Article	L [mm]	W [mm]	H [mm]
032.T-248	562	363	50

Vacuum-formed inserts T-274

- suitable for containers 400x300
- recessed grip
- 12 cavities ø67x15 mm

dpv*link* 19006

Article	L [mm]	W [mm]	H [mm]
032.T-274	352	252	17

Vacuum-formed inserts T-237

- suitable for containers 600x400
- recessed grip
- 78 cavities ø70x30 mm

dpv*link* 19008

Article	L [mm]	W [mm]	H [mm]
032.T-237	550	350	38

Weitere Artikel finden Sie unter www.dpv-elektronik.eu

Vacuum-formed inserts T-275



- suitable for containers 400x300
- recessed grip
- 6 cavities ø85x15 mm

dpv*link* 19010

Article	L [mm]	W [mm]	H [mm]
032.T-275	352	252	17

Vacuum-formed inserts T-297



- suitable for containers 600x400
- 11 cavities ø100x20 mm

dpv*link* 19012

Article	L [mm]	W [mm]	H [mm]
032.T-297	562	363	25

Vacuum-formed inserts T-238

- suitable for containers 600x400
- recessed grip
- 12 cavities ø100x30 mm

dpv*link* 19014

Article	L [mm]	W [mm]	H [mm]
032.T-238	550	350	17

Vacuum-formed inserts T-239



- suitable for containers 600x400
- two-way stacking
- recessed grip
- 6 cavities ø160x20 mm

dpv*link* 19016

Article	L [mm]	W [mm]	H [mm]
032.T-239	550	350	31

Pallets for small PCBs

ESD pallets for small PCBs, electrostatically volume conductive

In compliance with ESD standard DIN EN 61340-5-1

dpv*link* 5486

Article	Type
052.601	**Pallet for 16 PCBs, max. 105 x 50 mm fixed** Dimensions: 250 x 350 x 30 mm / DxWxH
052.602	**Pallet for 15 PCBs, max. 100 x 40 mm** Dimensions: 250 x 350 x 30 mm / DxWxH
052.603	**Pallet for 45 PCBs, max. 50 x 30 mm** Dimensions: 250 x 350 x 23 mm / DxWxH

SMD Small parts containers ESD

SMD Laboratory kits/magazine

SMD laboratory kit (not conductive)

dpv*link* 784

Article	Type
038.010	**SMD packaging set 1** with 60 single boxes and foam grid External dimensions 161 x 121 x 30 mm
038.015	**SMD packaging set 2** with 130 single boxes and foam grid External dimensions 227 x 168 x 30 mm

SMD Magazine



SMD magazine with 6 drawers and inserts each with 32 cavities (18 x 12 mm), electrically conductive and crystal-clear, easily removable lids that can be labeled

dpv*link* 5139

Article	Type
038.025	**SMD magazine, electrically conductive** (Lid crystal-clear, not conductive) External dimensions 186 x 114 x 128 mm

SMD Round boxes / complete cabinets

SMD Round boxes

SMD round boxes 27 x 13 mm, with lid

Version conductive = electrostatically volume conductive

In compliance with ESD standard DIN EN 61340-5-1

dpv*link* 5144

Article	Type
045.048.SMD	**SMD round box, conductive black**
045.053.SMD	**SMD round box, conductive** Lid transparent (with conductive layer)
045.053.NL.[...]	**SMD round box (not conductive)** Lid: transparent, Base: [white, yellow, green, blue, red]

For suitable inserts see dpvlink 4473 and dpvlink 4533

Complete cabinets with SMD round boxes

Complete cabinets size 1.0 - conductive, with SMD round boxes
(Drawer inside 261 x 238 x 20 mm)

electrostatically volume conductive
In compliance with ESD standard DIN EN 61340-5-1

dpv*link* 5225

Article	Type
045.045.SMD	**Cabinet 6 drawers, conductive** with 6 inserts and 252 round boxes (27 x 13 mm)
045.046.SMD	**Cabinet 3 drawers, conductive** with 3 inserts and 126 round boxes (27 x 13 mm)
045.050.SMD	**Cabinet 6 drawers, conductive / LS** with 6 inserts and 252 round boxes (27 x 13 mm) (lid transparent with conductive layer)

Complete cabinets with SMD round boxes, not conductive

Complete cabinets - size 1.0 - not conductive, colored with SMD round boxes
(Drawer inside 261 x 238 x 20 mm)

Frame: grey, lid SMD round boxes crystal-clear,
drawers and round box bases available colors: [white / yellow / green / blue / red]

dpv*link* 5232

Article	Type
045.050.NL.bunt	**Cabinet 5 drawers, not conductive** with 5 inserts and 210 round boxes 1 drawer and 42 round box bases in the colors: [white / yellow / green / blue / red]
045.050.NL.[...]	**Cabinet 6 drawers, not conductive** with 6 inserts and 252 round boxes Drawer and round box bases in the colors: [white / yellow / green / blue / red]

Complete cabinets with SMD round boxes

Complete cabinet - size 2.0 - conductive, SMD round boxes
(Drawer inside 340 x 250 x 22 mm)

electrostatically volume conductive
In compliance with ESD standard DIN EN 61340-5-1

dpv*link* 5235

Article	Type
046.141.SMD	**Cabinet 3 drawers, conductive** with 3 inserts and 180 round boxes (27 x 13 mm)

SMD Folding boxes

For a clear and ready-to-hand storage respectively provision of SMD components. The lids can be easily exchanged, stay open independently and can be closed by spring pressure. Labels for inscription can be simply affixed. The new SMD folding boxes can be exactly integrated into the racks size 2.0.

SMD Folding boxes, conductive

SMD folding boxes, electrostatically conductive volume

In compliance with ESD standard DIN EN 61340-5-1

dpv*link* 791

Article	Type
	SMD Klappboxen - Unterteile + Deckel schwarz
038.401	**Size N1 (small), conductive** Internal dimensions: 12 x 16 x 15 mm External dimensions: 30 x 22 x 20 mm
038.402	**Size N2 (medium), conductive** Internal dimensions: 12 x 37 x 15 mm External dimensions: 30 x 43 x 20 mm
038.403	**Size N3 (large), conductive** Internal dimensions: 41 x 37 x 15 mm External dimensions: 58 x 43 x 20 mm
038.404	**Size N4 (maxi), conductive** Internal dimensions: 68 x 57 x 15 mm External dimensions: 86 x 63 x 20 mm
	SMD Klappboxen - Unterteile schwarz, Deckel transparent mit Leitschicht
038.411	**Size N1 (small), conductive/LS** Internal dimensions: 12 x 16 x 15 mm External dimensions: 30 x 22 x 20 mm
038.412	**Size N2 (medium), conductive/LS** Internal dimensions: 12 x 37 x 15 mm External dimensions: 30 x 43 x 20 mm
038.413	**Size N3 (large), conductive/LS** Internal dimensions: 41 x 37 x 15 mm External dimensions: 58 x 43 x 20 mm
038.414	**Size N4 (maxi), conductive/LS** Internal dimensions: 68 x 57 x 15 mm External dimensions: 86 x 63 x 20 mm

Complete cabinets with SMD folding boxes

Complete cabinet - size 2.0 - conductive, SMD folding boxes
(Drawer inside 340 x 250 x 22 mm) electrostatically volume conductive
In compliance with ESD standard DIN EN 61340-5-1

dpv*link* 5241

Article	Type
	Komplettschränke mit SMD Klappboxen (Unterteile + Deckel schwarz)
046.130.MIX	**Cabinet 4 drawers, conductive** complete with: 144 folding boxes N1 art. 038.401 72 folding boxes N2 art. 038.402 36 folding boxes N3 art. 038.403 16 folding boxes N4 art. 038.404
046.130.1	**Cabinet 3 drawers, conductive** with 3 x 144 (432) folding boxes N1 art. 038.401, black
046.130.2	**Cabinet 3 drawers, conductive** with 3 x 72 (216) folding boxes N2 art. 038.402, black
046.130.3	**Cabinet 3 drawers, conductive** with 3 x 36 (108) folding boxes N3 art. 038.403, black
046.130.4	**Cabinet 3 drawers, conductive** 3 x 16 (48) folding boxes N4 art. 038.404, black
	Komplettschränke mit SMD Klappboxen (Unterteile schwarz, Deckel transparent mit Leitschicht)
046.130.MIX-LS	**Cabinet 4 drawers, conductive LS** complete with: 144 folding boxes N1/LS art. 038.411 72 folding boxes N2/LS art. 038.412 36 folding boxes N3 / LS art. 038.413 16 folding boxes N4/LS art. 038.414
046.130.1-LS	**Cabinet 3 drawers, conductive LS** with 3 x 144 (432) folding boxes N1/LS art. 038.411, black
046.130.2-LS	**Cabinet 3 drawers, conductive LS** with 3 x 72 (216) folding boxes N2/LS art. 038.412, black
046.130.3-LS	**Cabinet 3 drawers, conductive LS** with 3 x 36 (108) folding boxes N3/LS art. 038.413, black
046.130.4-LS	**Cabinet 3 drawers, conductive LS** with 3 x 16 (48) folding boxes N4/LS art. 038.414, black

SMD Folding boxes (dissipative)



SMD folding boxes, electrostatically dissipative
In compliance with ESD standard DIN EN 61340-5-1

dpv*link* 6755

Article	Type
	SMD Klappboxen - Deckel + Unterteil farbig: [gelb, rot, blau]
038.421.[...]	**Size N1 (small), dissipative** Internal dimensions: 12 x 16 x 15 mm External dimensions: 30 x 22 x 20 mm
038.422.[...]	**Size N2 (medium), dissipative** Internal dimensions: 12 x 37 x 15 mm External dimensions: 30 x 43 x 20 mm
038.423.[...]	**Size N3 (large), dissipative** Internal dimensions: 41 x 37 x 15 mm External dimensions: 58 x 43 x 20 mm
038.424.[...]	**Size N4 (maxi), dissipative** Internal dimensions: 68 x 57 x 15 mm External dimensions: 86 x 63 x 20 mm
	SMD Klappboxen - Unterteil farbig: [gelb, rot, blau] + Deckel transparent mit Leitschicht
038.441.[...]	**Size N1 (small), dissipative / LS** Internal dimensions: 12 x 16 x 15 mm External dimensions: 30 x 22 x 20 mm
038.442.[...]	**Size N2 (medium), dissipative / LS** Internal dimensions: 12 x 37 x 15 mm External dimensions: 30 x 43 x 20 mm
038.443.[...]	**Size N3 (large), dissipative / LS** Internal dimensions: 41 x 37 x 15 mm External dimensions: 58 x 43 x 20 mm
038.444.[...]	**Size N4 (maxi), dissipative / LS** Internal dimensions: 68 x 57 x 15 mm External dimensions: 86 x 63 x 20 mm

Complete cabinets with SMD folding boxes (dissipative)

Complete cabinets - size 2.0 - dissipative, SMD folding boxes
(Drawer inside 340 x 250 x 22 mm) electrostatically dissipative
In compliance with ESD standard DIN EN 61340-5-1

046.130.DISS.MIX

046.130.DISS.1

046.130.DISS.2

046.130.DISS.3

046.130.DISS.4

dpv*link* **10615**

Article	Type
	Komplettschränke mit SMD Klappboxen (Unterteile + Deckel farbig)
046.130.DISS.MIX	**Cabinet 4 drawers, dissipative** complete with: 144 folding boxes N1 dissipative art. 038.421 72 folding boxes N2 dissipative art. 038.422 36 folding boxes N3 dissipative art. 038.423 16 folding boxes N4 dissipative art. 038.424
046.130.DISS.1	**Cabinet 3 drawers, dissipative** with 3 x 144 (432) folding boxes N1 dissipative art. 038.421, yellow/blue/red
046.130.DISS.2	**Cabinet 3 drawers, dissipative** with 3 x 72 (216) folding boxes N2 dissipative art. 038.422, yellow/blue/red
046.130.DISS.3	**Cabinet 3 drawers, dissipative** with 3 x 36 (108) folding boxes N3 dissipative art. 038.423, yellow/blue/red
046.130.DISS.4	**Cabinet 3 drawers, dissipative** with 3 x 16 (48) folding boxes N4 dissipative art. 038.424, yellow/blue/red
	Komplettschränke mit SMD Klappboxen (Unterteile farbig, Deckel transparent mit Leitschicht)
046.130.DISS.MIX-LS	**Cabinet 4 drawers, dissipative LS** complete with: 144 folding boxes N1 dissipative/LS art. 038.441 72 folding boxes N2 dissipative/LS art. 038.442 36 folding boxes N3 dissipative/LS art. 038.443 16 folding boxes N4 dissipative/LS art. 038.444
046.130.DISS.1-LS	**Cabinet 3 drawers, dissipative LS** with 3 x 144 (432) folding boxes N1 dissipative/LS art. 038.441, yellow/blue/red
046.130.DISS.2-LS	**Cabinet 3 drawers, dissipative LS** with 3 x 72 (216) folding boxes N2 dissipative/LS art. 038.442, yellow/blue/red
046.130.DISS.3-LS	**Cabinet 3 drawers, dissipative LS** with 3 x 36 (108) folding boxes N3 dissipative/LS art. 038.443, yellow/blue/red
046.130.DISS.4-LS	**Cabinet 3 drawers, dissipative LS** with 3 x 16 (48) folding boxes N4 dissipative/LS art. 038.444, yellow/blue/red

SMD Folding boxes, conductive/dissipative

black, conductive
yellow, dissipative
In compliance with the ESD standard DIN EN 61340-5-1

dpv*link* **14915**

Article	Type
	SMD Klappboxen - Unterteile gelb, Deckel schwarz
038.451	**Size N1 (small), dissipative/conductive** Internal dimensions: 12 x 16 x 15 mm External dimensions: 30 x 22 x 20 mm
038.452	**Size N2 (medium), conductive/dissipative** Internal dimensions: 12 x 37 x 15 mm External dimensions: 30 x 43 x 20 mm
038.453	**Size N3 (large), dissipative/conductive** Internal dimensions: 41 x 37 x 15 mm External dimensions: 58 x 43 x 20 mm
038.454	**Size N4 (maxi), conductive/dissipative** Internal dimensions: 68 x 57 x 15 mm External dimensions: 86 x 63 x 20 mm
	SMD Klappboxen - Unterteile schwarz, Deckel gelb
038.461	**Size N1 (small), conductive/dissipative** Internal dimensions: 12 x 16 x 15 mm External dimensions: 30 x 22 x 20 mm
038.462	**Size N2 (medium), conductive/dissipative** Internal dimensions: 12 x 37 x 15 mm External dimensions: 30 x 43 x 20 mm
038.463	**Size N3 (large), conductive/dissipative** Internal dimensions: 41 x 37 x 15 mm External dimensions: 58 x 43 x 20 mm
038.464	**Size N4 (maxi), conductive/dissipative** Internal dimensions: 68 x 57 x 15 mm External dimensions: 86 x 63 x 20 mm

Weitere Artikel finden Sie unter www.dpv-elektronik.eu

Drawers with SMD folding boxes

Complete drawers - size 2.0 - conductive, with SMD folding boxes
(Drawer inside 340 x 250 x 22 mm)

Black, conductive
yellow, dissipative
In compliance with ESD standard DIN EN 61340-5-1



dpv*link* 14924

Article	Type
046.161	**Drawer black (conductive)** with 144 folding boxes N1 art. 038.451
046.162	**Drawer black (conductive)** with 72 folding boxes N2 art. 038.452
046.163	**Drawer black (conductive)** with 36 folding boxes N3 art. 038.453
046.164	**Drawer black (conductive)** with 16 folding boxes N4 art. 038.454
046.165	**Drawer yellow (dissipative)** with vacuum-formed insert black (conductive) and 81 folding boxes N1 art. 038.451
046.166	**Drawer yellow (dissipative)** with vacuum-formed insert black (conductive) and 25 folding boxes N2 art. 038.452 and 25 folding boxes N2 art. 038.462
046.167	**Drawer yellow (dissipative)** with vacuum-formed insert black (conductive) and 25 folding boxes N3 art. 038.453

SMD Storage systems

REELO SMD Reel storage system

The REELO storage system allows the flexible, space-saving storing of SMD reels. With a storage area of 2000 x 1300 x 500 mm (WxHxD) up to 1344 reels (Ø 180 mm) can be stored in a well organized manner.

Unlike conventional insert systems, the stored SMD reels can be moved by simply removing a partition wall. Because of this fluctuating storage quantities and the inclusion of new component types can be easily handled.

The pluggable partition walls make an easy compartmentation of the REELO-BOX possible. The size of each compartment can be easily resized by adding/removing a partition wall.

No re-sort of the SMD reels is needed. The REELO-BOX is designed to move the reels within the box.

The handle affixed at the front of the REELO-BOX allows a quick and easy access to the content of the box.
Empty REELO boxes are stackable and need only little space.

REELO-BOX 180 / 250 Reel rack

REELO-BOX 180 for reels up to Ø 180 mm
REELO-BOX 250 for reels up to Ø 250 mm

Type	Dimensions WxHxD	Number of reels
REELO-BOX 180	100 x 190 x 510 mm	28
REELO-BOX 250	140 x 260 x 510 mm	25

Material: electrostatically volume conductive polypropylene
In compliance with ESD standard DIN EN 61340-5-1

dpv*link* 5722

Article	Type
039.500.180	**REELO-BOX 180** for max. 28 SMD reels of up to Ø 180 mm Dimensions: 510 x 190 x 105 mm / LxWxH
039.500.181	**REELO-BOX Partition wall 180** Dimensions: 180 x 90 mm (WxH)
039.500.182	**REELO-BOX Partition wall 180** Dimensions: 180 x 160 mm (WxH)

Reel racks

SMD Reel rack type 100



SMD reel rack type 100, available in two sizes. It is suitable for storing SMD reel in Euro containers, trolleys, storage racks, storage boxes, paternoster magazines. Empty boxes can be stacked.

Material: electrostatically volume conductive polystyrene

In compliance with ESD standard DIN EN 61340-5-1

dpv*link* 5727

Article	Type
039.100.180	**SMD reel rack type 100/180** for up to 23 SMD reels Ø 180 mm Dimensions: 362 x 188 x 110 mm / LxWxH
039.100.181	**Partition wall for reel rack type 100/180** Dimensions: 180 x 180 x 2 mm / LxWxH
039.100.330	**SMD reel rack type 100/330** for SMD reels, 38 Ø 330 mm Dimensions: 560 x 365 x 178 mm / LxWxH
039.100.331	**Partition wall for reel rack type 100/330** Dimensions: 330 x 165 x 2 mm / LxWxH
039.100.332	**Partition wall for reel rack type 100/330** Dimensions: 330 x 330 x 2 mm / LxWxH

SMD Reel rack type 200



SMD reel rack type 200. It is suitable for the storing SMD reels in trolleys, storage racks, storage boxes, paternoster magazines. Empty boxes can be stacked.

Material: electrostatically volume conductive polystyrene

In compliance with ESD standard DIN EN 61340-5-1

dpv*link* 5733

Article	Type
039.200.180	**SMD reel rack type 200 / 180** for max 42 SMD reels Ø 180 mm Dimensions: 600 x 200 x 106 mm / LxWxH
039.200.181	**Partition wall for reel rack type 200 / 180**

SMD Reel rack type 300

SMD reel rack type 300. It is suitable for storing SMD reels in trolleys, storage racks, storage boxes, paternoster magazines. Empty boxes can be stacked.

Material: electrostatically volume conductive polystyrene

In compliance with ESD standard DIN EN 61340-5-1

dpv*link* 7009

Article	Type
039.300.180.210	**SMD reel rack type 300 / 180.210** for max. 13 SMD reels Ø 180 mm Dimensions: 210 x 200 x 110 mm / LxWxH
039.300.180.410	**SMD reel rack type 300 / 180.410** for max 33 SMD reels Ø 180 mm Dimensions: 410 x 200 x 110 mm / LxWxH
039.300.180.850	**SMD reel rack type 300 / 180.850** for max. 76 SMD reels Ø 180 mm Dimensions: 850 x 200 x 110 mm / LxWxH
039.300.181	**Partition wall for reel rack type 300 / 180** Dimensions: 180 x 180 x 2 mm / LxWxH Lxwxh
039.300.250.210	**SMD reel rack type 300 / 250.210** for max. 10 SMD reels Ø 250 mm Dimensions: 210 x 270 x 175 mm / LxWxH
039.300.250.410	**SMD reel rack type 300 / 250.410** for max. 24 SMD reels Ø 250 mm Dimensions: 410 x 270 x 175 mm / LxWxH
039.300.250.850	**SMD reel rack type 300 / 250.850** for max 54 SMD reels Ø 250 mm Dimensions: 850 x 270 x 175 mm / LxWxH
039.300.251	**Partition wall for reel rack type 300 / 250** Dimensions: 250 x 250 x 2 mm / LxWxH
039.300.330.210	**SMD reel rack type 300 / 330.210** for max 10 SMD reels Ø 330 mm Dimensions: 210 x 372 x 190 mm / LxWxH
039.300.330.415	**SMD reel rack type 300 / 330.415** for max. 24 SMD reels Ø 330 mm Dimensions: 415 x 372 x 190 mm / LxWxH
039.300.330.850	**SMD reel rack type 300 / 330.850** for max 54 SMD reels Ø 330 mm Dimensions: 850 x 372 x 190 mm / LxWxH
039.300.331	**Partition wall for reel rack type 300 / 330** Dimensions: 330 x 165 x 2 mm / LxWxH
039.300.332	**Partition wall for reel rack type 300 / 330** Dimensions: 330 x 330 x 2 mm / LxWxH
039.300.380.415	**SMD reel rack type 300 / 380.415** for max. 24 SMD reels Ø 380 mm Dimensions: 415 x 400 x 230 mm / LxWxH
039.300.381	**Partition wall for reel rack type 300 / 380** Dimensions: 380 x 190 x 2 mm / LxWxD
039.300.382	**Partition wall for reel rack type 300 / 380** Dimensions: 380 x 380 x 2 mm / LxWxH

SMD Reel rack type A-250

Basic dimensions 450 x 240 mm, for a standing storage of SMD reels of up to Ø 250 mm, with 10 or 25 variable dividers and continuous labeling rail.

In compliance with ESD standard DIN EN 61340-5-1

dpv*link* 5737

Article	Type
038.470.10	**SMD reel rack type A-250 with 10 dividers** for SMD reels of up to Ø 250 mm, conductive, black
038.470	**SMD reel rack type A-250, with 25 dividers** for SMD reels of up to Ø 250 mm, conductive, black
038.470.ZS	**Divider for SMD reel rack type A-250** conductive, black
038.470.D	**Lid for SMD reel rack type A-250** conductive, black
038.480	**SMD reel rack type A-250, with 25 dividers** for SMD reels of up to Ø 250 mm, not conductive, grey

SMD Reel rack type A-330



Basic dimensions 455 x 315 mm, for a standing storage of SMD reels of up to Ø 330 mm, with 10 or 25 variable dividers and continuous labeling rail.

In compliance with ESD standard DIN EN 61340-5-1

dpv*link* 5740

Article	Type
038.475.10	**SMD reel rack type A-330 ESD with 10 dividers** for SMD reels up to Ø 330 mm, conductive, black
038.475	**SMD reel rack type A-330 ESD with 25 dividers** for SMD reels up to Ø 330 mm, conductive black
038.475.ZS	**Divider for SMD reel rack type A-330** conductive, black
038.475.D	**Lid for SMD reel rack type A-330** conductive, black
038.485	**SMD reel rack type A-330, with 25 dividers** for SMD reels up to Ø 330 mm, not conductive, grey
038.485.D	**Lid for reel rack type A-330** not conductive, transparent

SMD Reel rack type A-380



Basic dimensions 455 x 360 mm, for the storage of SMD reels up to Ø 380 mm, with 10 variable dividers and continuous labeling rail.

In compliance with ESD standard DIN EN 61340-5-1

dpv*link* 5743

Article	Type
038.476	**SMD reel rack type A-380, with 10 dividers** for SMD reels up to Ø 380 mm, conductive, black
038.486	**SMD reel rack type A-380, with 10 dividers** for SMD reels up to Ø 380 mm, non conductive, grey
038.476.ZS	**Divider for SMD reel rack type A-280** conductive, black

SMD Reel rack type B 180/330/380

for flat storage of SMD reels (first in / first out)
electrostatically volume conductive, black

In compliance with ESD standard DIN EN 61340-5-1

Type	for reels	External dimensions DxWxH	Internal dimensions DxWxH
B 180	up to Ø 180 mm	186 x 173 x 210 mm	182 x 169 x 190 mm
(B) 330	up to Ø 330 mm	339 x 319 x 210 mm	335 x 315 x 190 mm
(B) 380	up to Ø 380 mm	380 x 370 x 250 mm	375 x 365 x 230 mm

dpv*link* 5746

Article	Type
038.490	**SMD reel rack type B 180** for SMD reels up to Ø 180 mm
038.491	**SMD reel rack type B-330** for SMD reels up to Ø 330 mm
038.492	**SMD reel rack type B-380** for SMD reels up to Ø 380 mm

SMD reel rack type 400

Reel rack for SMD reels with Ø 180-330 mm, black conductive polypropylene, vacuum-formed, movable wire dividers (10 pieces included, 20 pieces can be used).

In compliance with ESD standard DIN EN 61340-5-1

dpv*link* 7038

Article	Type
039.400	**SMD reel rack type 400** Reels: Ø 180-330 mm Dimensions: 400 x 250 x 110 mm / LxWxH

SMD Reel rack with movable wire dividers

Reel holder for SMD reels with Ø 180-380 mm, suitable for storing SMD reels in transport / shelf trolleys, storage racks

- Stable metal construction, galvanized
- Stainless steel wire dividers variably pluggable
- Pitch pattern 32 mm
- Handles and optional labeling rail

In compliance with ESD standard DIN EN 61340-5-1

dpv*link* 5750

Article	Type
090.001	**Reel rack 540/180 with 17 movable wire dividers** for max. 32 SMD reels up to Ø 180 mm Dimensions: 540 x 195 x 110 mm / LxWxH
090.002	**Reel rack 988/180 with 31 movable wire dividers** for max. 32 SMD reels up to Ø 180 mm Dimensions: 988 x 195 mm x 110 mm / LxWxH
090.005	**Reel rack 540 with 17 movable wire dividers** for max. 32 SMD reels Ø 180-380 mm Dimensions: 540 x 285 x 175 mm / LxWxH
090.010	**Reel rack 988 with 31 movable wire dividers** for max 60 SMD reels Ø 180-380 mm Dimensions: 988 x 285 x 175 mm / LxWxH
090.015	**SMD reel rack with movable wire dividers** Length = xxxx mm, customized

Accessories for SMD reel rack with movable wire dividers

dpv*link* 7043

Article	Type
090.029	**Carrying handle for SMD reel rack** Art. 090.001, 090.005 (per reel rack 2 handles are needed)
090.030	**Magnet labeling strip** 40 x 25 mm, white, PU = 50 pieces
090.031	**Magnet labeling strip** 510 x 40 mm, white
090.032	**Magnet labeling strip** 960 x 40 mm, white

Magnet labeling strip, further sizes and colors available on request

SMD Reel rack 300 VARIO

Reel holder for SMD reel with Ø 180-380 mm, suitable for storing SMD reels in transport / shelf trolleys, storage racks

- stable metal construction, galvanized
- 15 variable stainless steel dividers
- pitch pattern 20 mm
- length extendable as needed (in 300 mm steps)
- optional labeling rails

In compliance with ESD standard DIN EN 61340-5-1

dpv*link* 5754

Article	Type
090.130	**Reel rack VARIO 300 with 15 movable wire dividers** for max. 14 SMD reels Ø 180 to 380 mm Dimensions: 300 x 285 x 175 mm / LxWxH
090.130.BS	**Labeling rail for reel rack VARIO 300** Dimensions: 300 x 45 x 15 mm

Reel trolley RRT ESD

The steplessly adjustable reel trolley RRT ESD is suitable for the transport, supply and storage of up to 360 SMD reels.

In compliance with ESD standard DIN EN 61340-5-1

Combined figure:

1 x reel trolley RRT ESD
3 x reel rack RR ESD
1 x document holder DSA4 ESD

Reel trolley RRT ESD

TRESTON

The adjustable reel trolley is compatible with SMD reels and ideal for their transport and storage. All parts are made of perforated powder-coated steel (light grey, RAL 7035 ESD), depth 28 mm. The car has 4 swivel castors Ø 125 mm, two of them with brakes. Load capacity of the trolley 200 kg.

Total height:	1780 mm
Shelf heights:	steplessly adjustable
Load capacity:	totally max. 200 kg, max. 50 kg per shelf
Shelf dimensions WxD:	1000 x 430 mm,
Wheel Ø:	125 mm

The reel rack RR ESD and the document holder DSA4 ESD have to be ordered separately.

dpv*link* 2051

Article	Type	D [mm]	W [mm]	H [mm]
RRT-ESD	Reel trolley RRT-ESD	530	1100	1780

Reel rack RR-ESD

TRESTON

The reel rack is suitable for SMD reels with 180 mm, 330 mm and 380 mm Ø. SMD reels with 180 mm Ø can be arranged in two rows (max. 60 reels per row). The rack has 15 compartments that are 60 mm wide. The steel wire dividers have a conductive powder coating. The antistatic label film is for the inscription of the reels. Load capacity 50 kg.

- suitable for reel trolley RRT-ESD and DPV shelf trolley type 1217 / 1218
- also suitable for storage racks with shelves 1000 x 500 mm

dpv*link* 2053

Article	Type	D [mm]	W [mm]	H [mm]
RR-ESD	Reel rack RR-ESD	426	960	254

Document holder DSA4-ESD

TRESTON

The holder is suitable for DIN A4 documents und has a conductive powder coating as well as two magnets for the fixing of documents.

dpv*link* 2055

Article	Ausführung
DSA4-ESD	Document holder DSA4-ESD

DPV Shelf trolleys

The stable and robust DPV shelf trolley of the *EPA*move® series is optimal for the use in any manufacturing site. Due to the height-adjustable and tiltable shelves an adaptation to many applications is possible at any time. Different dimensions and heights are available.

In compliance with ESD standard DIN EN 61340-5-1

- material: galvanized steel
- stable base frame
- 4 shelves
- 4 ESD swivel castors, 2 with locks of black solid rubber
- Version ELS with grey, non-marking ESD swivel castors
- handles on both sides
- payload up to 250 kg
- payload per shelf up to 80 kg
- shelves height-adjustable (25 mm grid) and tiltable (not with type 1207 and 1208 - bottom shelf fixed)
- simple do-it-yourself assembly

Optional accessories:

- additional shelf of galvanized steel, including screw kit

- slip-resistant mat of ESD grooved covering NBR as set of 4

Shelf trolley type 1207 / 1208

Shelf trolley with 4 shelves

Dimensions: **536 x 776 mm**, available in height 1286 and 1750 mm

- 3 shelves adjustable/tiltable
  internal dimensions: **405 x 610 mm**
- 1 fixed bottom shelf
  internal dimensions: **490 x 625 mm**
- total payload max. 250 kg
- payload per shelf max. 80 kg
- 4 conductive swivel castors Ø 100 mm
- 2 castors with lock
- stable metal construction (galvanized) with 2 handles

In compliance with ESD standard DIN EN 61340-5-1

Version ELSwith grey, non-marking ESD swivel castors

Available with two different heights:

dpv*link* 1912				
Article	Type	D [mm]	W [mm]	H [mm]
5390.1207	Shelf trolley type 1207	536	776	1286
5390.1207.ELS	Shelf trolley type 1207, non-marking	536	776	1286
5390.1208	Shelf trolley type 1208	536	776	1750
5390.1208.ELS	Shelf trolley type 1208, non-marking	536	776	1750

- Special versions on request -

Accessories for type 1207 / 1208

dpv*link* 8195	
Article	Ausführung
5390.1207.2	**Additional shelf type 1207 / 1208** Internal dimensions: 405 x 610 x 26 mm
1451.7500.1207	**Grooved covering NBR mats for type 1207 / 1208** Set with 4 mats

Shelf trolley type 1213 / 1214

Shelf trolley with 4 shelves

Dimensions: **660 x 990 mm**, available in height 1310 and 1780 mm

- 4 shelves adjustable/tiltable (internal dimensions: **610 x 820 mm)**
- total payload max. 250 kg
- payload per shelf max. 80 kg
- 4 conductive swivel castors Ø 125 mm
- 2 castors with lock
- stable metal construction (galvanized) with 2 handles

In compliance with ESD standard DIN EN 61340-5-1

Version ELSwith grey, non-marking ESD swivel castors

Available with two different heights:

dpv*link* 8194

Article	Type	D [mm]	W [mm]	H [mm]
5390.1213	Shelf trolley type 1213	660	990	1310
5390.1213.ELS	Shelf trolley type 1213, non-marking	660	990	1310
5390.1214	Shelf trolley type 1214	660	990	1780
5390.1214.ELS	Shelf trolley type 1214, non-marking	660	990	1780

- Special versions available on request -

Accessories for type 1213 / 1214

dpv*link* 8197

Article	Ausführung
5390.1213.2	**Additional shelf type 1213 / 1214** Internal dimensions: 610 x 820 x 26 mm
1451.7500.1213	**Grooved covering NBR mats for type 1213 / 1214** Set with 4 mats

Shelf trolley type 1217 / 1218

Shelf trolley with 4 shelves

Dimensions: **570 x 1150 mm**, available in height 1310 and 1780 mm

- 3 shelves adjustable/tiltable (internal dimensions: **430 x 990 mm)**
- 1 fixed bottom shelf (internal dimensions: **520 x 990 mm)**
- total payload max. 250 kg
- payload per shelf max. 80 kg
- 4 conductive swivel castors Ø 125 mm
- 2 castors with lock
- stable metal construction (galvanized) with 2 handles

In compliance with ESD standard DIN EN 61340-5-1

Version ELSwith grey, non-marking ESD swivel castors

Available with two different heights:

dpv*link* 8193

Article	Type	D [mm]	W [mm]	H [mm]
5390.1217	Shelf trolley type 1217	570	1150	1310
5390.1217.ELS	Shelf trolley type 1217, non-marking	570	1150	1310
5390.1218	Shelf trolley type 1218	570	1150	1780
5390.1218.ELS	Shelf trolley type 1218, non-marking	570	1150	1780

- Special versions available on request -

Accessories for type 1217 / 1218

dpv*link* 8196

Article	Ausführung
5390.1217.2	**Additional shelf type 1217 / 1218** Internal dimensions: 430 x 990 x 26 mm
1451.7500.1217	**Grooved covering NBR mats for type 1217 / 1218** Set with 4 mats

ESD Drawer cabinets

Drawer cabinet size 1

Drawer cabinet size 1

Drawer dimensions (inside): 261 x 238 x 20 mm
electrostatically volume conductive, black

In compliance with ESD standard DIN EN 61340-5-1

- not conductive (NC), available on request

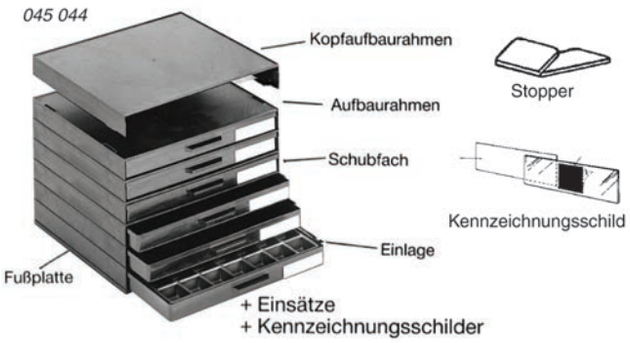

045 055


045 005

dpv*link* 4379

Article	Type
	Drawer cabinet size 1
045.005	**Drawer size 1** conductive, black
045.015	**Mounting frame size 1** conductive, black
045.025	**Top mounting frame** conductive, black
045.035	**Base plate size 1** conductive, black
045.020	**Conductive lid for drawer size 1**
046.349	**Stopper for drawer stop** self-adhesive
045.042	**Identification labels** self-adhesive, 70 x 17 mm, with removable labels
045.044	**6-drawer cabinet size 1** conductive, black
045.055	**Drawer suitcase size 1** conductive, 6-drawer cabinet incl. carrying case, as suitcase

Inserts for drawer size 1

vacuum-formed, interior depth 16 mm

- electrostatically volume conductive, black
- not conductive (NC), white, available on request



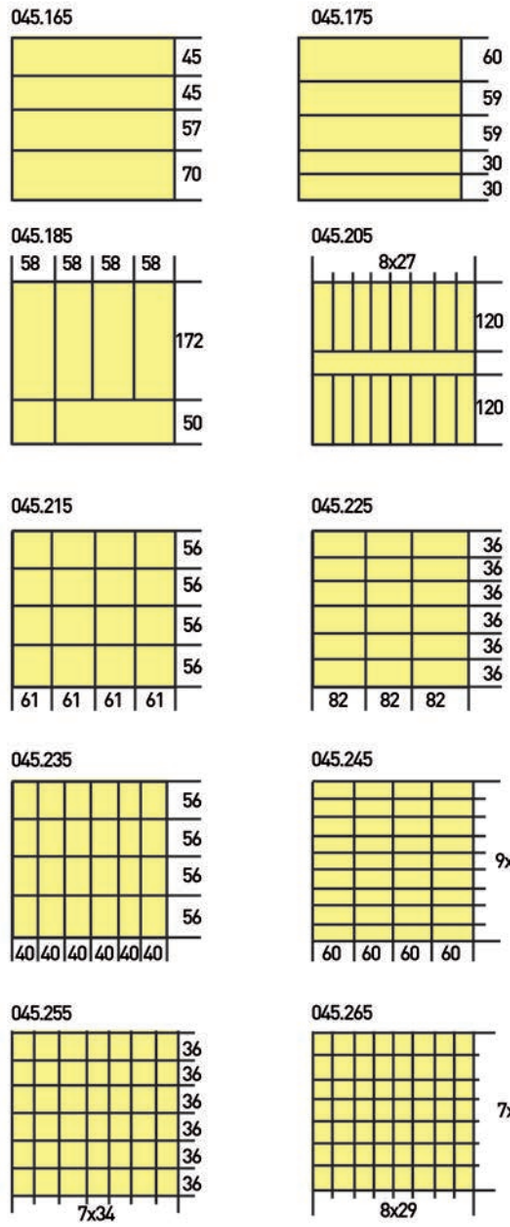

dpv*link* 4473

Article	Type
	Inserts for drawer size 1
045.165	Insert 4 compartments, conductive
045.185	Insert 6 compartments, conductive
045.205	Insert 16 compartments, conductive
045.215	Insert 16 compartments, conductive
045.225	Insert 18 compartments, conductive
045.235	Insert 24 compartments, conductive
045.245	Insert 36 compartments, conductive
045.255	Insert 42 compartments, conductive
045.265	Insert 56 compartments, conductive
045.155	Insert for 42 round boxes 27 x 13 mm, conductive (without figure)

Drawer cabinet size 2.0

Drawer cabinet size 2.0

Drawer dimensions (inside): 340 x 250 x 22 mm, can be combined with drawer cabinet size 2.1 and size 3.0, electrostatically conductive volume, black

In compliance with ESD standard DIN EN 61340-5-1

- not conductive (NC), available on request

dpv*link* 4493

Article	Type
	Drawer cabinet size 2.0
046.105	**Drawer size 2.0, conductive, black**
046.115	**Mounting frame size 2.0, conductive, black**
046.320	**Lid for drawer - size 2.0/2.1/3.0** conductive, black
046.325	**Base plate, conductive, black**
046.335	**Plugs, conductive, black** (1 Set = 6 pieces)
046.350.0	**Identification labels, self-adhesive** 70 x 17 mm, with removable labels
046.130	**3-drawer cabinet size 2.0, conductive, black**
046.131	**6-drawer cabinet size 2.0, conductive, black**
046.135	**9-drawer cabinet size 2.0, conductive, black**
046.155	**Carry size 2.0, conductive** 9-drawer cabinet, incl. carrying frame
046.150	**Drawer box size 2.0, conductive** 9-drawer cabinet, incl. carrying case as drawer box

Insert for drawer size 2.0

vacuum-formed, interior depth 17 mm

- electrostatically volume conductive, black
- not conductive (NC), white available on request



046.173

046.174

046.175

dpv*link* 4533

Article	Type
	Insert for drawer size 2.0
046.173	Insert 81 compartments, conductive
046.174	Insert 45 compartments, conductive
046.175	Insert 42 compartments, conductive
046.180	Insert 30 compartments, conductive
046.185	Insert 25 compartments, conductive
046.195	Insert 16 compartments, conductive
046.196	Insert 12 compartments, conductive
046.197	Insert 8 compartments, conductive
046.198	Insert 14 cavities, conductive
046.171	Insert for 60 round boxes 27 x 13 mm, conductive (without figure)

Weitere Artikel finden Sie unter www.dpv-elektronik.eu

Drawer cabinet size 2.1

Drawer cabinet size 2.1

Drawer dimensions (inside): 340 x 250 x 40 mm, can be combined with drawer cabinet size 2.0 and size 3.0, electrostatically volume conductive , black

In compliance with ESD standard DIN EN 61340-5-1

- not conductive (NC), available on request

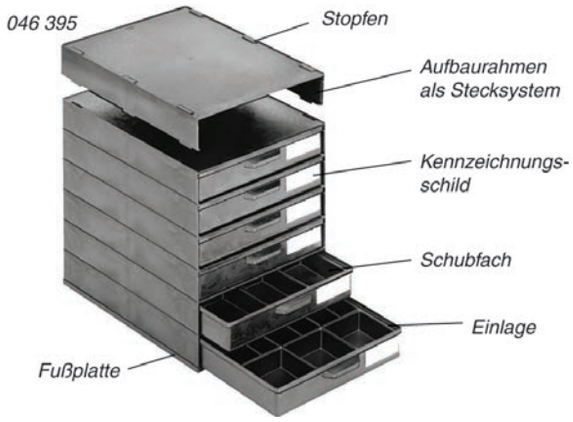



dpv*link* 4585

Article	Type
	Drawer cabinet size 2.1
046.305	**Drawer size 2.1, conductive, black**
046.315	**Mounting frame size 2.1, conductive, black**
046.350	**Identification labels, self-adhesive** 70 x 25 mm, with removable labels
046.395	**6-drawer cabinet size 2.1, conductive, black** incl. drawers
046.405	**Carry size 2. 1, conductive** 6-drawer cabinet, incl. carrying frame
046.400	**Drawer box size 2.1, conductive** 6-drawer cabinet, incl. carrying case, as drawer box

Service cabinet

Drawer internal dimensions: 340 x 250 x 40 mm

Each with 2 drawers:
- Art. 046.550 with 24 compartments
- Art. 046.552 with 12 compartments
- Art. 046.553 with 6 compartments

electrostatically volume conductive, black
In compliance with ESD standard DIN EN 61340-5-1

dpv*link* 7040

Article	Type
046.410	Service cabinet

Inserts for drawer size 2.1



vacuum-formed, interior depth 35 mm

- electrostatically volume conductive, black
- not conductive (NC), white available on request

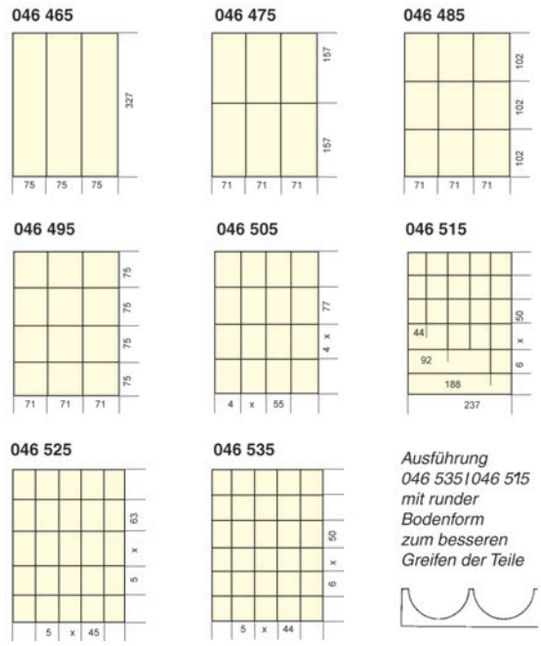

dpv*link* 4981

Article	Type
	Inserts for drawer size 2.1
046.465	Insert 3 compartments, conductive
046.475	Insert 6 compartments, conductive
046.485	Insert 9 compartments, conductive
046.495	Insert 12 compartments, conductive
046.505	Insert 16 compartments, conductive
046.515	Insert 22 compartments, conductive
046.525	Insert 25 compartments, conductive
046.535	Insert 30 compartments, conductive

Loose inserts for drawers size 2.1

dpv*link* 4992

Article
Type

046.550
Insert, conductive, black 59 x 53 x 31 mm
Dimensions outside: 62 x 56 x 33 mm
Dimensions inside: 59 x 53 x 31 mm
max. 24 compartments per drawer

046.551
Insert, conductive, black 106 x 38 x 34 mm
Dimensions outside: 110 x 42 x 35 mm
Dimensions inside: 106 x 38 x 34 mm
max. 18 compartments per drawer

046.552
Insert, conductive, black 109 x 59 x 31 mm
Dimensions outside: 112 x 62 x 33 mm
Dimensions inside: 109 x 59 x 31 mm
max. 12 compartments per drawer

046.553
Insert, conductive, black 121 x 109 x 31 mm
Dimensions outside: 124 x 112 x 33 mm
Dimensions inside: 121 x 109 x 31 mm
max. 6 compartments per drawer

Drawer cabinet size 3.0

Drawer cabinet size 3.0

Drawer dimensions (inside): 340 x 250 x 62 mm
combinable with drawer cabinet size 2.0 and size 2.1

electrostatically volume conductive, black

In compliance with ESD standard DIN EN 61340-5-1

- not conductive (NC), available on request

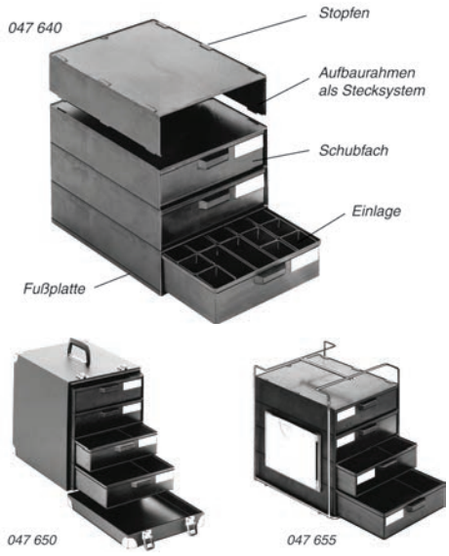

dpv*link* 5010

Article	Type
047.605	**Drawer size 3.0, conductive, black**
047.615	**Mounting frame size 3.0, conductive, black**
047.640	**4-drawer cabinet size 3.0, conductive, black**
047.655	**Carry size 3.0, conductive** 4-drawer cabinet incl. carrying frame
047.650	**Drawer box size 3.0, conductive** 4-drawer cabinet incl. carrying case, as drawer box

Inserts for drawer size 3.0

vacuum-formed, interior depth 53 mm

- electrostatically volume conductive, black
- not conductive (NL), white available on request

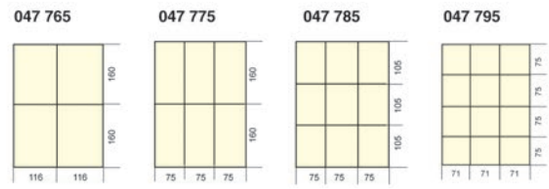

dpv*link* 5034

Article	Type
047.765	Insert 4 compartments, conductive
047.775	Insert 6 compartments, conductive
047.785	Insert 9 compartments, conductive
047.795	Insert 12 compartments, conductive

Loose inserts for drawers size 3.0

dpv*link* 5127

Article
Type

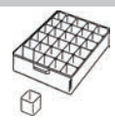

047.800
Insert, conductive, black 53 x 47 x 52 mm
Dimensions outside: 56 x 50 x 54 mm
Dimensions inside: 53 x 47 x 52 mm
max. 30 compartments per drawer

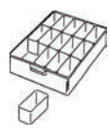

047.801
Insert, conductive, black 109 x 47 x 52 mm
Dimensions outside: 113 x 50 x 54 mm
Dimensions inside: 109 x 47 x 52 mm
max. 15 compartments per drawer

047.802
Insert, conductive, black 121 x 109 x 52 mm
Dimensions outside: 125 x 113 mm x 54 mm
Dimensions inside: 121 x 109 x 52 mm
max. 6 compartmens per drawer

Weitere Artikel finden Sie unter www.dpv-elektronik.eu

Rollboys

ESD Rollboy Single

With integrated drawer cabinets, working surface with ESD table mat, discharge is provided by conductive castors

Dimensions: 365 x 318 x 806 mm / DxWxH
Drawers internal dimensions: 340 x 250 x 22/40/60 mm / DxWxH

In compliance with ESD standard DIN EN 61340-5-1

dpv*link* 5684

Article	Type
048.114	**ESD Rollboy Single 4, conductive** with 18 drawers - size 2.0 - Internal dimensions 340 x 250 x 22 mm, black
048.111	**ESD Rollboy Single 1, conductive** with 12 drawers - size 2.1 - Internal dimensions 340 x 250 x 40 mm, black
048.112	**ESD Rollboy Single 2, conductive** with 8 drawers - size 3.0 - Internal dimensions 340 x 250 x 62 mm, black

Inserts, identification labels, stoppers for drawers: see Drawer cabinets

ESD Rollboy

With integrated drawer cabinets, working surface with ESD table mat, discharge is provided by conductive castors

Dimensions: 365 x 585 x 806 mm / DxWxH
Drawers internal dimensions: 340 x 250 x 22/40/60 mm / DxWxH

In compliance with ESD standard DIN EN 61340-5-1

dpv*link* 5676

Article	Type
048.104	**ESD Rollboy 4, conductive** with 36 drawers - size 2.0 - Internal dimensions 340 x 250 x 22 mm, black
048.101	**ESD Rollboy 1, conductive** with 24 drawers - size 2.1 - Internal dimensions 340 x 250 x 40 mm, black
048.102	**ESD Rollboy 2, conductive** with 16 drawers - size 3.0 - Internal dimensions 340 x 250 x 62 mm, black

Inserts, identification labels, stopper for drawers: see mounting frame

Small parts storage TRESTON series A290/550

Ideal elements for a space-saving storage. The cabinets can be individually mounted on the wall or combined in the practical rotating rack. The drawers are made of conductive polystyrene, the shelves of galvanized steel. With plug for grounding wire.

In compliance with ESD standard DIN EN 61340-5-1

Cabinets series A290 (180 x 310 x 290)

Cabinet dimensions: 180 x 310 x 290 mm / DxWxH

dpv*link* 5256

Article	Type
050.005	**ESD cabinet A290 with 24 drawers** Art. 050.105 (170 x 69 x 40 mm/DxWxH)
050.010	**ESD cabinet A290 with 12 drawers** Art. 050.110 (170 x 92 x 62 mm/DxWxH)

Cabinets series A550 (180 x 310 x 550)

Cabinet dimensions: 180 x 310 x 550 mm / DxWxH

dpv*link* 5264

Article	Type
050.015	**ESD cabinet A550 with 48 drawers** Art. 050.105 (170 x 69 x 40 mm/DxWxH)
050.020	**ESD cabinet A550 with 24 drawers** Art. 050.110 (170 x 92 x 62 mm/DxWxH)

Accessories for series A290 / A550

dpv*link* 5267

Article	Type
050.060.A	**Rotating table rack ESD for 2 magazines A290/550 series** Dimensions: 310 x 360 x 300/560 mm / DxWxH
050.105	**Single drawer ESD 170 x 69 x 40 mm/DxWxH** 170 x 69 x 40 mm/DxWxH
050.107	**Partition wall ESD, transverse for art. 050.105** for art. 050.105
050.110	**Single drawer ESD 170 x 92 x 62 mm/DxWxH** 170 x 92 x 62 mm/DxWxH
050.112	**Partition wall ESD, transverse for art. 050.110** for art. 050.110

Racks for series A550

Rotating floor rack ESD for 12 magazines of series A550

Trolley double-sided ESD for 8 magazines of the series A550

dpv*link* 6798

Article	Type
050.045.A	**Rotating floor rack ESD for 12 magazines of series A550** Dimensions: 500 x 500 x 1730 mm / DxWxH

Trolley for small part magazines series A550

- trolley can be equipped on both sides
- 4 ESD swivel castors with a diameter of 100 mm, two with brake
- easy to manoever with height-adjustable ergonomic handle
- lower shelf of steel as standard
- color: light grey (RAL7035)
- dimensions (WxDxH): 780 x 715 x 1600 mm
- load capacity max.: 300 kg
- suitable for 8 magazines of the series (art. 050.015 / 050.020 - magazines must be ordered separately)

dpv*link* 22753

Article	Type
BT-550B.ESD	**Trolley two-sided ESD** load capacity approx. 300 kg

Drawer cabinets TRESTON series B300/C400

Drawer cabinets for flexible, space- and cost-saving small parts storage. Two frame sizes, four drawer sizes. Can be individually mounted on the wall, freely positioned, stacked or combined in the practical rotating floor rack. With plug for grounding wire.

In compliance with ESD standard DIN EN 61340-5-1

Single drawers and partition walls: see drawers/storage containers ESD

Cabinets series B300 (300 x 400 x 395)

Cabinet dimensions: 300 x 400 x 395 mm / DxWxH

dpv*link* 5280

Article	Type
050.025	**ESD cabinet B300, with 16 drawers** Art. 050.115 (300 x 92 x 82 mm/DxWxH)
050.030	**ESD cabinet B300, with 8 drawers** Art. 050.120 (300 x 186 x 82 mm/DxWxH)

Cabinets series C400 (400 x 400 x 395)

Cabinet dimensions: 400 x 400 x 395 mm / DxWxH

dpv*link* 5286

Article	Type
050.035	**ESD cabinet C400, with 16 drawers** Art. 050.125 (400 x 92 x 82 mm/DxWxH)
050.040	**ESD cabinet C400, with 8 drawers** Art. 050.130 (400 x 186 x 82 mm/DxWxH)

Rotating floor rack for series B300 / C400

for 16 cabinets of series B300 / C400

dpv*link* 5283

Article	Type
050.050.B	**Rotating floor rack ESD for 16 cabinets B300 series** Dimensions: 700 x 700 x 1680 mm / DxWxH
050.055.C	**Rotating floor rack ESD for 16 cabinets of series C400** Dimensions: 800 x 800 x 1680 mm / DxWxH

Weitere Artikel finden Sie unter www.dpv-elektronik.eu

Drawer cabinets TRESTON series D600

Cabinets series D600 (D410 x W605 x H870)

In the large ESD drawer cabinets max. 336 different products can be stored on an area of only 0.2 m². The grey powder-coated metal frame contains 48 or 24 drawers with labels. The drawers can be freely positioned in the room.

In compliance with ESD standard DIN EN 61340-5-1

Single drawers and partition walls: see drawers/storage containers ESD

Cabinet dimensions: 410 x 605 x 870 mm / DxWxH

dpv*link* 5290

Article	Type
050.036	**ESD cabinet D600, with 48 drawers** Art. 050.125 (400 x 92 x 82 mm/DxWxH)
050.041	**ESD cabinet D600, with 24 drawers** Art. 050.130 (400 x 186 x 82 mm/DxWxH)
050.043	**ESD castor set for cabinets series D600** 4 swivel castors ø 100 mm, 2 conductive and 2 with locks

Drawer cabinets Raaco

Practical and flexible small parts storage cabinets can be positioned in a space- and cost-saving manner. Drawer cabinets type Raaco with galvanized steel frame and electrically conductive plastic drawers.

In compliance with ESD standard DIN EN 61340-5-1

Cabinets series 900 (150 x 307 x 420)

Cabinet dimensions: 150 x 307 x 420 mm / DxWxH

dpv*link* 1038

Article
Type

050.945
ESD cabinet 945, with 45 drawers
Type150-00 (Dxwxh 135 x 52 x 35 mm)

050.936
ESD cabinet 936, with 36 drawers
36 pcs type 150-01 (DxWxH 135 x 64 x 35 mm)

050.918
ESD cabinet 918, with 18 drawers
18 pcs type 150-02 (DxWxH 135 x 87 x 57 mm)

Rotating tower for cabinets series 900

Rotating tower (empty) for 12 cabinets 900 series.

dpv*link* 1067

Article
Type

050.900-DC
Rotating tower ESD, for 12 cabinets of series 900
Dimensions: 470 x 470 x 1600 mm / DxWxH

Cabinets series 1200 (D150 x W307 x H555)

Cabinet dimensions: 150 x 307 x 555 mm / DxWxH

dpv*link* 1074

Article
Type

050.1260
ESD cabinet 1260, with 60 drawers
60 pcs type 150-00 (DxWxH 135 x 52 x 35 mm)

050.1248
ESD cabinet 1248, with 48 drawers
48 pcs type 150-01 (DxWxH 135 x 64 x 35 mm)

050.1224
ESD cabinet 1224, with 24 drawers
24 pcs type 150-02 (DxWxH 135 x 87 x 57 mm)

Rotating tower for cabinets series 1200

Rotating tower (empty) for 12 cabinets of 1200 series.

dpv*link* 1069

Article
Type

050.1200-DC
Rotating tower ESD (empty) for 12 cabinets of series 1200
Dimensions: 470 x 470 x 1760 mm / DxWxH

Drawers + partition walls for cabinets 900 / 1200 series

dpv*link* 1378

Article
Type

050.900
Drawer ESD type 150-00
135 x 52 x 35 mm / DxWxH

050.900.T
Partition wall ESD, transverse for drawer type 150-00
Set = 60 pieces

050.901
Drawer ESD type 150-01
135 x 64 x 35 mm / DxWxH

050.901.T
Partition wall ESD, transverse for drawer type 150-01
Set = 48 pieces

050.902
Drawer ESD type 150-02
135 x 87 x 57 mm / DxWxH

050.902.T
Partition wall ESD, transverse for drawer type 150-02
Set = 24 pieces

Cabinets series 2500 (D250 x W360 x H440)

Practical and flexible small part storage cabinets can be positioned in a space- and cost-saving manner.
Drawer cabinet type Raaco with galvanized steel frames and electrostatically conductive plastic drawers.

In compliance with ESD standard DIN EN 61340-5-1 ESD

Cabinet dimensions: 250 x 360 x 440 mm / DxWxH

dpv*link* 1392

Article
Type

050.2500
ESD cabinet, 6 drawers
6 pcs type 250-3 (DxWxH 240 x 320 x 50 mm)

Rotating tower for cabinets series 2500

Rotating tower (empty) for 12 cabinets 2500 series.

dpv*link* 1396

Article
Type

050.2500-DC
Rotating tower ESD (empty) for 12 cabinets 2500 series
Dimensions: 620 x 620 x 1600 mm / DxWxH

Drawer Type 250-3

dpv*link* 1394

Article
Type

050.2503
ESD drawer type 250-3
240 x 320 x 50 mm / DxWxH Partitions for drawer: see ESD compartment inserts

Compartment inserts ESD, conductive

ESD compartment inserts for the flexible internal partition of drawers, service boxes, suitcase and storage container.

In compliance with the ESD standard DIN EN 61340-5-1

* 1 grid unit = appropriate number for:
drawer art. 050.2503 or professional service box art. 050.2702

dpv*link* 1884

Article
Type

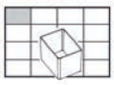

050.2530.Satz-16
Compartment inserts ESD (set = 16 pcs)
55 x 40 x 45 mm DxWxH

1 Set = 16 pieces (1/2 grid unit / A5-grid)

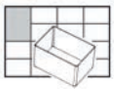

050.2535.Satz-8
Compartment inserts ESD (set = 8 pcs)
55 x 80 x 45 mm DxWxH

1 Set = 8 pieces (1/2 grid unit / A5-grid)

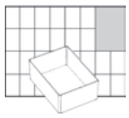

050.2537
Compartment inserts ESD
110 x 80 x 47 mm DxWxH
(8 pieces per grid unit required)



050.2541
Compartment inserts ESD
110 x 80 x 23 mm DxWxH
(8 pieces per grid unit required)



050.2545
Compartment inserts ESD with 5 compartments
110 x 80 x 23 mm DxWxH (8 pieces per grid unit required)

Sevice boxes / suitcases

Service boxes / suitcase

Service boxes / suitcase made of PP, color black.

In compliance with ESD standard DIN EN 61340-5-1

dpv*link* 1402

Article
Type

050.2700
ESD professional service box 15
with 15 fixed compartments, slide closures
Dimensions: 260 x 340 x 57 mm / DxWxH

050.2701
ESD professional service box 32
with 32 fixed compartments (45 x 40 x 55 mm), slide closures

Dimensions: 260 x 340 x 57 mm / DxWxH

050.2702
ESD professional service box without partition
with slide closures and handle
Dimensions: 265 x 340 x 57 mm / DxWxH

Partitions for professional service box: see compartment inserts art. 050.2530 050.2545

Weitere Artikel finden Sie unter www.dpv-elektronik.eu

ESD Toolbox Compact 15

Black ESD toolbox made of polypropylene for a safe storage and transport of ESD tools.

In compliance with ESD standard DIN EN 61340-5-1

dpv*link* 8010

Article	Type
050.2715	**ESD Toolbox Compact 15** Dimensions: 425 x 170 x 215 mm, 1.5 kg empty

ESD Toolbox

Toolbox for a safe storage and transport of ESD tools. Suitable for the application in cleanrooms and for service technicians.

In compliance with ESD standard DIN EN 61340-5-1

dpv*link* 8008

Article	Type
2402.250	**ESD toolbox dissipative, yellow** Dimensions: 370 x 190 x 135 mm, 0.65 kg empty max. 10 kg
2402.251	**ESD toolbox, conductive, black** Dimensions: 370 x 190 x 135 mm, 0.65 kg empty max. 10 kg

ESD Rack/material flow boxes

ESD Rack/material flow boxes

The ESD rack and material flow box can be ordered for shelves with a depth of 30 cm to 60 cm. As an electrically conductive box it is ideal for storing electronic components.

- electrically conductive material
- very robust design
- color: black
- material: polypropylene
- for shelves with a depth of 30 cm, 40 cm, 50 cm and 60 cm
- stackable

In compliance with the ESD standard DIN EN 61340-5-1

dpv*link* 23253

Article	Dimensions outside/inside LxWxH [mm]		Volume
	ESD Rack/material flow boxes		
RK3109.ESD	300 x 117 x 90	271 x 99 x 88	2.4 l
RK31509.ESD	300 x 156 x 90	271 x 138 x 88	3.4 l
RK3209.ESD	300 x 234 x 90	271 x 216 x 88	5.35 l
RK3214.ESD	300 x 234 x 140	271 x 216 x 138	8.3 l
RK4109.ESD	400 x 117 x 90	371 x 99 x 88	3.0 l
RK41509.ESD	400 x 156 x 90	371 x 138 x 88	4.7 l
RK4209.ESD	400 x 234 x 90	371 x 216 x 88	7.32 l
RK4214.ESD	400 x 234 x 140	371 x 216 x 138	11.4 l
RK5109.ESD	500 x 117 x 90	471 x 99 x 88	4.2 l
RK51509.ESD	500 x 156 x 90	471 x 138 x 88	5.9 l
RK5209.ESD	500 x 234 x 90	471 x 216 x 88	9.3 l
RK5214.ESD	500 x 234 x 140	471 x 216 x 138	14.5 l
RK6109.ESD	600 x 117 x 90	571 x 99 x 88	5.1 l
RK61509.ESD	600 x 156 x 90	571 x 138 x 88	7.18 l
RK6209.ESD	600 x 234 x 90	571 x 216 x 88	11.3 l
RK6214.ESD	600 x 234 x 140	571 x 216 x 138	17.6 l

Transversal divider ESD EPAstore® for ESD material flow boxes NEU

ESD transversal divider EPAstore® for ESD material flow boxes

- electrically conductive material
- color: black
- material: polystyrene

In compliance with the ESD standard DIN EN 61340-5-1

dpv*link* 25307

Article	Type	W [mm]	H [mm]	Thickness [mm]
	Transversal divider ESD EPAstore® for ESD material flow boxes			
RK-QT109.ESD	Transversal divider QT109 ESD EPAstore®	102	79	1.5
RK-QT1509.ESD	Transversal divider QT1509 ESD EPAstore®	142	79	1.5
RK-QT209.ESD	Transversal divider QT209 ESD EPAstore®	224	79	1.5
RK-QT214.ESD	Transversal divider QT214 ESD EPAstore®	219	129	1.5

ESD Storage boxes / part bins

Storage boxes series 2600 raaco

Storage boxes stackable, electrostatically volume conductive polypropylene (PP), color: black

In compliance with ESD standard DIN EN 61340-5-1

dpv*link* 1893

Article
Type

050.2600
Storage box ESD 50 x 125 x 130 mm
130 x 125 x 50 mm / DxWxH
covered in the height, 2 slots at panel + rotating tower

050.2601
Storage box ESD 75 x 125 x 170 mm
170 x 125 x 75 mm /
DxWxH
covered in the height, 3 slots at panel + rotating tower

050.2602
Storage box ESD 100 x 125 x 225 mm
225 x 125 x 100 mm / DxWxH
covered in the height, 4 slots at panel + rotating tower

050.2603
Storage box ESD 125 x 125 x 295 mm
295 x 125 x 125 mm / DxWxH
covered in the height, 5 slots at panel + rotating tower

050.2610
Steel panel, galvanized
Dimensions: 20 x 520 x 440 mm / DxWxH for ESD storage boxes with 48 slots (4 rows with 12 slots)

050.2630
Table stand
with 16 storage boxes
8 pcs art. 050.2600
8 pcs art. 050.2601
Dimensions: 305 x 500 x 380 mm / DxWxH

050.2600-BC
Rotating tower for storage boxes series 2600
Height 1600 x Ø 655 mm, for the storing of storage boxes series 2600, at your own choice (8 rows with 36 slots/height = 288 slots)

DEPOFIX Futura storage boxes

DEPOFIX Futura storage boxes, color: black

In compliance with ESD standard DIN EN 61340-5-1

dpv*link* 1086

Article	Abmessung Aussen/Innen TxBxH [mm]	
	DEPOFIX Futura storage boxes	
5320.FA3Z	350 x 200 x 145 / 280 x 182 x 127	black
5320.FA4	235 x 145 x 125 / 180 x 127 x 108	black
5320.FA5	175 x 100 x 75 / 129 x 87 x 67	black

DEPOFIX Classic Storage boxes, dissipative - IDP-STAT®

DEPOFIX Classic storage boxes IDP-STAT®

In compliance with ESD standard DIN EN 61340-5-1

dpv*link* 10136

Article	Dimensions outside/inside DxWxH [mm]		
	DEPOFIX Classic Storage boxes, dissipative - IDP-STAT®		
5321.3Z.gelb	350 x 200 x 145	280 x 182 x 127	without rail suspension
5321.3Z.rot	350 x 200 x 145	280 x 182 x 127	without rail suspension
5321.4.gelb	235 x 145 x 125	180 x 127 x 108	
5321.4.rot	235 x 145 x 125	180 x 127 x 108	
5321.5.gelb	175 x 100 x 75	129 x 87 x 67	
5321.5.rot	175 x 100 x 75	129 x 87 x 67	
5321.6.gelb	95 x 100 x 50	60 x 87 x 44	
5321.6.rot	95 x 100 x 50	60 x 87 x 44	

DEPOFIX Classic Storage boxes, conductive

The storage boxes provide an excellent view of the stored content. The large and handy recessed grips at the front and rear facilitate the manual transport. The smooth base bottom also a quiet running on conveyor belts also during automatic handling.

Color: black

In compliance with ESD standard DIN EN 61340-5-1

dpv*link* 1084

Article	Dimensions outside/inside DxWxH		
	DEPOFIX Classic Storage boxes, conductive		
5320.2	500 x 300 x 200	425 x 280 x 183	with handle bar
5320.3	350 x 200 x 200	280 x 182 x 185	with handle bar
5320.3Z	350 x 200 x 145	280 x 182 x 127	without rail suspension
5320.4	235 x 145 x 125	180 x 127 x 108	
5320.5	175 x 100 x 75	129 x 87 x 67	
5320.6	95 x 100 x 50	60 x 87 x 44	
5320.7	95 x 100 x 50	60 x 87 x 44	with partition wall (2 compartments)

Weitere Artikel finden Sie unter www.dpv-elektronik.eu

Identification labels for storage boxes

Identification labels for storage box PU = 100 pcs.

dpv*link* 10254

Article	Type
	Kennzeichnungsschilder
5320.2.ET	for DEPOFIX standard 5320.2
5320.3.ET	for DEPOFIX standard 5320.3
5320.3Z.ET	for DEPOFIX standard 5320.3Z
5320.4.ET	for DEPOFIX standard 5320.4 / 5321.4.red / 5321.4.yellow
5320.5.ET	for DEPOFIX standard 5320.5 / 5321.5.red / 5321.5.yellow
5320.6.ET	for DEPOFIX standard 5320.6 / 5321.6.red / 5321.6.yellow
	Kennzeichnungsschilder
5320.FA2.ET	for DEPOFIX Design 5320.FA2
5320.FA3.ET	for DEPOFIX Design 5320.FA3
5320.FA3Z.ET	for DEPOFIX Design 5320.FA3Z
5320.FA4.ET	for DEPOFIX Design 5320.FA4
5320.FA5.ET	for DEPOFIX Design 5320.FA5

SILAFIX Storage boxes



SILAFIX storage boxes, color: black

In compliance with ESD standard DIN EN 61340-5-1 ESD

dpv*link* 1088

Article	Abmessung Aussen TxBxH [mm]	
	SILAFIX Storage boxes	
051100.2	500 x 310 x 200 / 310 x 200	SILAFIX 2
051100.2.H	500 x 310 x 145 / 310 x 145	SILAFIX 2H
051100.3	350 x 210 x 200 / 210 x 200	SILAFIX 3
051100.3Z	350 x 210 x 145 / 310 x 145	SILAFIX 3Z
051100.4	230 x 147 x 132 / 147 x 132	SILAFIX 4
051100.5	170 x 102 x 78 / 102 x 78	SILAFIX 5
051100.6	90 x 102 x 54 / 102 x 54	SILAFIX 6

Storage boxes with corrugated base

TRESTON

Storage boxes with corrugated base for an easier gripping of small parts. Large labeling area on the handles.

In compliance with ESD standard DIN EN 61340-5-1

dpv*link* 5339

Article	Dimensions outside/inside DxWxH [mm]	
	Storage boxes with corrugated base	
050.145	165 x 105 x 75	105 x 90 x 65
050.150	192 x 149 x 105	130 x 125 x 90
050.155	250 x 149 x 130	185 x 125 x 115
050.160	300 x 186 x 156	230 x 155 x 140
050.162	400 x 186 x 156	330 x 155 x 140
050.156	Transverse partition wall/for 050.155	
050.163	Transverse partition wall/for 050.160/162	

Trolley for storage boxes (with corrugated base)

TRESTON

- trolley equipped with 8 steel rails on both sides
- 4 ESD swivel castors with a diameter of 100 mm, two with brake
- easy to manoever with height-adjustable ergonomic handle
- color: light grey (RAL7035)
- dimensions (WxDxH): 780 x 715 x 1630 mm
- load capacity max.: 300 kg
- box rails for fixing ESD storage boxes
- ESD storage boxes must be ordered separately
- suitable for: storage box 050.145 (max. 7/rail, max. 112/trolley), 050.15 and 050.155 (max. 5/rail, max. 80/trolley), 050.160 (max. 4/rail, 64/trolley)

dpv*link* 22751

Article	Type
BT-170B.ESD	**Trolley two-sided ESD** load capacity approx. 300 kg

Part bins

TRESTON

The part bins are designed for manual assembly. Rounded corners and edges as well as the ergonomic gripping surface facilitate the grip, stackable, color: black

In compliance with ESD standard DIN EN 61340-5-1

dpv*link* 5355

Article	Dimensions outside [mm]	
	Part bins	
050.165	160 x 99 x 70	
050.170	160 x 198 x 70	
050.175	160 x 198 x 70	divided into three compartments

Assembly stand ESD

TRESTON

Assembly stand for the supply of storage boxes and part bins at the workstation, material: galvanized steel

In compliance with ESD standard DIN EN 61340-5-1

dpv*link* 5365

Article	Type
050.185	**Assembly stand ESD** Dimensions: 200 x 455 x 290 mm / DxWxH suitable for: 12 x storage box art. 050.145 or 12 x part bin art. 050.165 or 6 x part bin art. 050.170 / 050.175

Part bin magazine Type 306

The part bin magazine type 306 is ideal for the supply of small parts such as electronic components, contact sleeves, bolts, assembly components, etc.

The basic equipment consists of 40 part bins (4 levels), arranged on a ball-bearing-mounted support within easy reach. The single part bins are easily exchangeable. A handle makes the magazine comfortable to carry.

Picture may differ from original product.

In compliance with ESD standard DIN EN 61340-5-1

Height:	300 mm
Ø:	470 mm
Weight:	3.2 kg

dpv*link* 25431

Article	Type
050.306	**Part bin magazine type 306 ESD single, black** with 40 part bins, black
050.306.GS-E	**Part bin type 306 single, black for magazine 050.306**

ESD Storage boxes

The ESD storage box is very flexible and can be subdivided by different inserts.

- electrically conductive material
- very robust version
- color: black
- material: polypropylene
- stackable

In compliance with the ESD standard DIN EN 61340-5-1



dpv*link* 23271

Article	Dimensions outside/inside LxWxH [mm]	
	ESD Storage boxes	
SK1.ESD	85 x 102 x 50	62 x 90 x 41
SK2.ESD	160 x 102 x 75	134 x 80 x 64
SK2L.ESD	220 x 102 x 75	193 x 80 x 64
SK3.ESD	225 x 150 x 125	192 x 130 x 114
SK3L.ESD	325 x 150 x 125	292 x 130 x 114
SK4.ESD	350 x 210 x 150	314 x 190 x 139
SK4H.ESD	350 x 210 x 200	314 x 190 x 190
SK5.ESD	500 x 310 x 200	455 x 281 x 189
SK5H.ESD	500 x 310 x 300	455 x 281 x 290

Insertable viewing panel transparent

Insertable viewing panel of transparent plastic.
No ESD version.

dpv*link* 23270

Article	Type
SK1.SF	Insertable viewing panel transparent SK 1
SK2.SF	Insertable viewing panel transparent SK 2 / 2L
SK3.SF	Insertable viewing panel transparent SK 3 / 3L
SK4.SF	Insertable viewing panel transparent SK 4
SK4H.SF	Insertable viewing panel transparent SK 4H
SK5.SF	Insertable viewing panel transparent SK 5
SK5H.SF	Insertable viewing panel transparent SK 5H

Work trays

electrostatically volume conductive plastic, color: black

In compliance with ESD standard DIN EN 61340-5-1

dpv*link* 5479

Article	Type
032.150	**Work tray ESD, tapered** 175 x 100 x 34 mm / DxWxH
032.151	**Work tray ESD, tapered** 210 x 150 x 40 mm / DxWxH
032.157	**Work tray ESD, stackable** 190 x 150 x 40 mm / DxWxH stackable and nestable

Frame with work trays

Chrome-plated frame

Work trays electrostatically volume conductive plastic
Color: black

In compliance with ESD standard DIN EN 61340-5-1

dpv*link* 14909

Article	Type
032.152	**Work tray ESD** 260 x 165 x 45 mm / DxWxH
032.152.TRAY	**Frame with 10 work trays 032.152** 252 x 190 x 610 mm / DxWxH
032.153	**Work tray ESD** 260 x 165 x 70 mm / DxWxH
032.153.TRAY	**Frame with 8 work trays 032.153** 252 x 190 x 610 mm / DxWxH

DPV ELEKTRONIK
Weitere Artikel finden Sie unter www.dpv-elektronik.eu

Drawers / storage boxes

Drawers / storage box ESD

TRESTON



The drawers are specially adapted to metric shelf systems. Depth: 300, 400, 500 and 600 mm. Easy gripping due to corrugated base. Stackable in case of the same width, even with different lengths. Matching partition walls allow flexible divisions.

In compliance with ESD standard DIN EN 61340-5-1

dpv*link* 5296

Article	Dimensions outside DxWxH [mm]
	Drawers / storage box ESD
050.115	300 x 92 x 82
050.125	400 x 92 x 82
050.132	500 x 92 x 82
050.120	300 x 186 x 82
050.130	400 x 186 x 82
050.133	500 x 186 x 82
050.135	600 x 186 x 82
050.131	400 x 132 x 100
050.134	500 x 132 x 100
050.136	600 x 132 x 100

Partition walls, transverse for drawers

TRESTON

In compliance with ESD standard DIN EN 61340-5-1

dpv*link* 5864

Article	Type
050.137	suitable for art. 050.115 / 050.125 / 050.132
050.138	suitable for art. 050.120 / 050.130 / 050.133 / 050.135
050.139	suitable for art. 050.131 / 050.134 / 050.136

IC bar containers

Container ESD for component/IC bars

Container for component and IC bars made of electrostatically volume conductive plastic

In compliance with ESD standard DIN EN 61340-5-1

dpv*link* 5419

Article	Dimensions outside/inside DxWxH [mm]		Stackable
	Container ESD for component/IC bars		
051220	555 x 89 x 99	540 x 78 x 90	no
051221	555 x 177 x 99	540 x 165 x 90	no
051222	620 x 160 x 100	610 x 145 x 95	no
051225	635 x 165 x 100	600 x 130 x 75	yes
051226	690 x 305 x 110	635 x 255 x 90	yes

ESD Transport pallets

Lightweight pallet ESD

ESD lightweight pallets made of electrically conductive plastic (PP, black)

- high load capacity despite low dead weight
- space-saving, stackable into each other

Specifically developed for the safe storage and transport of sensitive electronic components - reliable protection against electrostatic charges

In compliance with ESD standard DIN EN 61340-5-1

dpv*link* 15655

Article	Type
8060.LP	**Lightweight pallet ESD 800 x 600 mm** 800 x 600 x 150 mm, with 6 feet
12080.LP	**Lightweight pallet ESD 1200 x 800 mm** 1200 x 800 x 150 mm, with 9 feet Weight: 5.5 kg
12080.LP-K	**Lightweight pallet ESD 1200 x 800 mm / skids** 1200 x 800 x 150 mm, with 3 skids Weight: 7.5 kg

Transport pallet ESD

ESD plastic pallet with closed top, PP volume conductive, suitable for ESD areas, color: black

In compliance with ESD standard DIN EN 61340-5-1

dpv*link* 17010

Article	Type
5395.860	**Transport pallet ESD type 860** 1200 x 800 mm, volume conductive 3 skids without metal reinforcement, top closed load capacity: 1500 kg (dynamic)
5395.861	**Transport pallet ESD type 861** 1200 x 800 mm, volume conductive 3 skids with two steel pipe reinforments, top closed load capacity: 2500 kg (dynamic)

Pallet stacking frame ESD

Pallet stacking frame ESD

- Dimensions 1200 x 800 x 200 mm
- Weight: approx 5,2 kg
- Conductive polystyrene due to carbon
- diagonally foldable
- stackable
- with ESD logo

In compliance with ESD standard DIN EN 61340-5-1

dpv*link* 19362

Article	Type
5395.AR	**Pallet stacking frame ESD**

Loose lid for pallets ESD

Loose lid for pallets ESD
1120 x 820 x 40 mm, suitable for all transport pallets 1200 x 800 mm
volume conductive polypropylene
Color: black

In compliance with ESD standard DIN EN 61340-5-1

dpv*link* 17013

Article	Type	L [mm]	W [mm]	H [mm]	Weight
5395.890	Loose lid for pallets ESD	1120	820	40	3,66 kg

Big Boxes

ESD Big Box

NEU

Foldable ESD Big Box has 4 flaps. The flaps ensure an immediate and easy access to the content of the Big Box. The dimensions are adapted to the conventional **pallet dimensions**.

- foldable in a space-saving way
- pallet dimensions
- different sizes
- with 4 feet, 3 skids or 4 castors

In compliance with the ESD standard DIN EN 61340-5-1

dpv*link* 25300

Article	Type	L [mm]	W [mm]	H [mm]	Weight
KLK.1208	ESD Big Box foldable with feet	1200	800	1000	51.62 kg
KLK.1210	ESD Big Box foldable with feet	1200	1000	1000	58.23 kg
KLK.1208K	ESD Big Box foldable with skids	1200	800	1000	57.63 kg
KLK.1210K	ESD Big Box foldable with skids	1200	1000	1000	64.24 kg
KLK.1208R	ESD Big Box foldable with wheels	1200	800	1100	54.74 kg
KLK.1210R	ESD Big Box foldable with wheels	1200	100	1100	61.35 kg

Lid for ESD Big Box

NEU

dpv*link* 25318

Article	Type
KLK.1208.D	**Lid for ESD Big Box 1200 x 800 mm**
KLK.1210.D	**Lid for ESD Big Box 1200 x 1000 mm**

Euro containers / folding boxes / KLT containers

ESD Folding boxes

Folding box ESD

Folding boxes ESD

- stackable
- safe and easy folding
- high volume reduction (up to 82%)
- simple and sturdy folding mechanism
- light and at the same time very sturdy
- electrostatically volume conductive polypropylene
- color: black

In compliance with ESD standard DIN EN 61340-5-1

dpv*link* 17015

Article	Type
5301.FB-4030220	**ESD folding box, 21l** External dimensions: 400 x 300 x 220 mm Internal dimensions: 365 x 265 x 210 mm Height flat approx. 77 mm / stacking height 72 mm
5301.FB-4030270	**ESD folding box, 26l** External dimensions: 400 x 300 x 270 mm Internal dimensions: 365 x 265 x 260 mm Height flat approx. 100 mm / stacking height 95 mm
5301.FB-4030320	**ESD folding box, 31l** External dimensions: 400 x 300 x 320 mm Internal dimensions: 365 x 265 x 310 mm Height flat approx. 100 mm / stacking height 95 mm
5301.FB-6040220	**ESD folding box, 46l** External dimensions: 600 x 400 x 220 mm Internal dimensions: 567 x 367 x 210 mm Height flat approx. 80 mm / stacking height 72 mm
5301.FB-6040270	**ESD folding box, 56l** External dimensions: 600 x 400 x 270 mm Internal dimensions: 567 x 367 x 260 mm Height flat approx. 80 mm / stacking height 72 mm
5301.FB-6040320	**ESD folding box, 67l** External dimensions: 600 x 400 x 320 mm Internal dimensions: 567 x 367 x 310 mm Height flat approx. 80 mm / stacking height 72 mm
5301.FB-6040420	**ESD folding box, 87l** External dimensions: 600 x 400 x 420 mm Internal dimensions: 567 x 367 x 410 mm Height flat approx. 100 mm / stacking height 92 mm
5301.FB-8060445	**ESD folding box, 188l** External dimensions: 800 x 600 x 445 mm Internal dimensions: 768 x 570 x 430 mm Height flat approx. 125 mm / stacking height 103 mm

DPV ELEKTRONIK

Weitere Artikel finden Sie unter www.dpv-elektronik.eu

Folding box ESD with lid

Folding boxes ESD with lid

- sealable
- stackable
- safe and easy folding
- high volume reduction (up to 82%)
- simple and sturdy folding mechanism
- light and at the same time very sturdy
- electrostatically volume conductive polypropylene
- color: black

In compliance with ESD standard DIN EN 61340-5-1

Version as folding box ESD - additionally with sealable lid

dpv*link* 17024

Article	Type
5302.FB-4030220.D	**ESD folding box with lid, 19l** External dimensions: 400 x 300 x 220 mm Internal dimensions: 365 x 265 x 200 mm Height flat apprx. 77 mm / stacking height 72 mm
5302.FB-4030270.D	**ESD folding box with lid, 24l** External dimensions: 400 x 300 x 270 mm Internal dimensions: 365 x 265 x 250 mm Height flat approx. 100 mm / stacking height 95 mm
5302.FB-4030320.D	**ESD folding box with lid, 29l** External dimensions: 400 x 300 x 320 mm Internal dimensions: 365 x 265 x 300 mm Height flat approx. 100 mm / stacking height 95 mm
5302.FB-6040220.D	**ESD folding box with lid, 42l** External dimensions: 600 x 400 x 220 mm Internal dimensions: 567 x 367 x 200 mm Height flat approx. 80 mm / stacking height 72 mm
5302.FB-6040270.D	**ESD folding box with lid, 52l** External dimensions: 600 x 400 x 270 mm Internal dimensions: 567 x 367 x 250 mm Height flat approx. 80 mm / stacking height 72 mm
5302.FB-6040320.D	**ESD folding box with lid, 62l** External dimensions: 600 x 400 x 320 mm Internal dimensions: 567 x 367 x 300 mm Height flat approx. 80 mm / stacking height 72 mm
5302.FB-6040420.D	**ESD folding box with lid, 83l** External dimensions: 600 x 400 x 420 mm Internal dimensions: 567 x 367 x 400 mm Height flat approx. 100 mm / stacking height 92 mm
5302.FB-8060445.D	**ESD folding box with lid, 182 l** External dimensions: 800 x 600 x 445 mm Internal dimensions: 768 x 570 x 415 mm Height flat approx. 125 mm / stacking height 103 mm

Folding box Walther ESD

Folding boxes made of electrostatically volume conductive polypropylene, stackable. Height in folded state: 70 mm. Color: black.

In compliance with ESD standard DIN EN 61340-5-1

dpv*link* 7116

Article	Type
5300.43.220	Folding box, 22 l, 400 x 300 x 220 mm
5300.64.220	Folding box, 44 l, 600 x 400 x 220 mm
5300.64.320	Folding box, 65 l, 600 x 400 x 320 mm
5300.64.D	Loose lid ESD for folding boxes 600 x 400 mm

Euro containers WEZ

WEZ - knowhow and experience

WEZ combines 50 years of experience in the field of plastic injection molding with up-to-date knowhow. Plastic compatible solutions, a cost-effective production and individual services about our products are the target for the product development of the BLACKLINE® range.



BLACKLINE® - Safety for electronic components

WEZ BLACKLINE® protects sensitive electronic components in the EPA, in the storage and during the transport. The system offers a guarantee for a ESD safe handling as well in the conductive as in the dissipative areas.

Euro containers Futura

The new generation of containers by WEZ for a manual and mechanical handling. For all applications and application areas. The new design takes into account the requirements of modern logistics and the possibilities of today's plastics technology.

- Hollow corners for maximum stability and torsion resistance
- Flat bottom with chamfers ensuring a smooth transportation
- Openings in the upper margins for the mechanical handling with standard gripping and lifting devices
- ground-level centring and handling ribs
- shell handles
- Integrated label holders for A4 width on all four sides

- electrostatically volume conductive polypropylene
- stackable
- 100% compatible with other components of the WEZ range

In compliance with ESD standard DIN EN 61340-5-1

dpv*link* 14825

Article	Dimensions outside/inside LxWxH [mm]		Material
	Euro containers Futura		
63.4312.060.992	400 x 300 x 120	355 x 255 x 110	polypropylene
63.4317.060.992	400 x 300 x 175	355 x 255 x 165	polypropylene
63.6412.060.992	600 x 400 x 120	555 x 355 x 110	polypropylene
63.6417.060.992	600 x 400 x 175	555 x 355 x 165	polypropylene

Suitcase FUTURA

NEU

WEZ suitcase Futura

- volume conductive polypropylene
- stackable
- color black

In compliance with the ESD standard DIN EN 61340-5-1

dpv*link* 25327

Article	Dimensions outside/inside LxWxH [mm]		Material
	Suitcase FUTURA		
63.4312.360.992	400 x 300 x 130	355 x 255 x 115	polypropylene
63.4317.360.992	400 x 300 x 185	355 x 255 x 170	polypropylene
63.6412.360.992	600 x 400 x 130	555 x 355 x 115	polypropylene
63.6417.360.992	600 x 400 x 185	555 x 355 x 170	polypropylene

Euro containers

WEZ Euro containers made of electrostatically volume conductive polypropylene, stackable.

In compliance with ESD standard DIN EN 61340-5-1

WEZ Euro containers with flat base

WEZ containers with flat base are especially suitable for a smooth transportation on conveyor systems like taxiways, ball tables, etc. Containers with flat base are arbitrarily stackable, but can not be stacked on two containers of the next smaller basic dimensions.

dpv*link* 831

Article	Dimensions outside/inside DxWxH		
	Euro containers		
2108.007.992	200 x 150 x 100	155 x 106 x 97	
3204.007.992	300 x 200 x 53	260 x 160 x 51	
3208.007.992	300 x 200 x 100	254 x 154 x 96	
3213.007.992	300 x 200 x 145	254 x 154 x 141	
4304.007.992	400 x 300 x 53	354 x 254 x 49	
4308.907.992	400 x 300 x 100	354 x 254 x 96	
4313.907.992	400 x 300 x 145	354 x 254 x 141	
4313.097.992	400 x 300 x 145	354 x 254 x 141	light
4320.007.992	400 x 300 x 212	354 x 254 x 208	
4326.007.992	400 x 300 x 278	354 x 254 x 274	
4332.007.992	400 x 300 x 320	354 x 254 x 315	
6404.007.992	600 x 400 x 56	560 x 360 x 54	
6408.007.992	600 x 400 x 100	554 x 354 x 96	
6413.007.992	600 x 400 x 145	554 x 354 x 141	
6413.097.992	600 x 400 x 145	554 x 354 x 141	light
6420.007.992	600 x 400 x 212	554 x 354 x 208	
6426.007.992	600 x 400 x 278	554 x 354 x 273	
6432.007.992	600 x 400 x 320	554 x 354 x 314	
6440.007.992	600 x 400 x 412	554 x 354 x 407	

WEZ Euro containers with standard base

Robust and stable construction, optimal useable volume thanks to the lowest draft of the mold of only 2 mm with every container height. Over 100 mm in height with shell handles.

dpv*link* 14722

Article	Dimensions outside/inside LxWxH [mm]		Material
	Euro container standard base		
3204.000.992	300 x 200 x 53	260 x 160 x 41	polypropylene

- further Euro containers WEZ with standard base, SGL base structure and reinforced versions available on request -

Weitere Artikel finden Sie unter www.dpv-elektronik.eu

Lids for Euro containers

WEZ Lids for WEZ Euro containers, electrostatically volume conductive
In compliance with ESD standard DIN EN 61340-5-1

dpv*link* 835

Article	Type
	Lids for Euro containers
3200.000.992	Loose lid 300 x 200 mm
4300.000.992	Loose lid 400 x 300 mm
6400.000.992	Loose lid 600 x 400 mm
3200.032.992	Hinged lid 300 x 200, 2 turn-lock fasteners
4300.032.992	Hinged lid 400 x 300 mm, 2 turn-lock fasteners
6400.032.992	Hinged lid 600 x 400 mm, 2 turn-lock fasteners
3200.044.992	Lid 300 x 200 mm, 4 turn-lock fasteners
4300.044.992	Lid 400 x 300 mm, 4 turn-lock fasteners
6400.044.992	Lid 600 x 400 mm, 4 turn-lock fasteners

Suitcase

WEZ suitcase

- electrostatically volume conductive polypropylene
- stackable
- color black

In compliance with ESD standard DIN EN 61340-5-1

dpv*link* 833

Article	Dimensions outside/inside LxWxH [mm]		
	Suitcase		
3204.390.992	300 x 200 x 63	260 x 160 x 39	
3208.397.992	300 x 200 x 110	254 x 154 x 95	
3213.397.992	300 x 200 x 154	254 x 154 x 139	
4304.397.992	400 x 300 x 63	354 x 254 x 48	
4308.397.992	400 x 300 x 110	354 x 254 x 95	
4313.397.992	400 x 300 x 154	354 x 254 x 139	
4313.387.992	600 x 300 x 154	354 x 254 x 139	light
4320.397.992	400 x 300 x 221	354 x 254 x 206	
4326.397.992	400 x 300 x 287	354 x 254 x 272	
6408.397.992	600 x 400 x 111	554 x 354 x 95	
6413.397.992	600 x 400 x 155	554 x 354 x 139	
6420.397.992	600 x 400 x 221	554 x 354 x 206	
6426.397.992	600 x 400 x 288	554 x 354 x 272	

Accessories Euro containers

dpv*link* 862

Article Type
9980.007.000 **U-clip metal clip** Metal clip as fixed connection element (8 pcs for push-on frame 400 x 300 mm or 10 pcs for push-on frame 600 x 400 mm are needed)
9980.011.992 **Lid hinge** (2 pcs per lid are needed)
9980.012.994 **Turn-lock fastener, pair**

dpv*link* 862

Article Type
9980.128.992 **Suitcase handle 95, loose** (for mounting 2 handle holders are required)
9980.129.992 **Handle holder for suitcase handle 95**

Insert for Euro containers 400 x 300 mm

WEZ inserts for Euro containers with basic dimensions 400 x 300 mm. With large gripping radius on the front, handle bar and label holder on the back, electrostatically volume conductive

In compliance with ESD standard DIN EN 61340-5-1

dpv*link* 1006

Article		L [mm]	W [mm]	H [mm]
	Insert for Euro containers 400 x 300 mm			
0609.055.392	Variobox 1/16 size	64	89	55
1309.055.392	Variobox 1/8 size	128	89	55
1318.055.392	Variobox 1/4 size	128	178	55

Insert for Euro containers 600 x 400 mm

WEZ inserts for Euro containers with basic dimensions 600 x 400 mm. An internal bottom radius facilitates the gripping of small parts, handle bar on the top edge, electrostatically volume conductive.

In compliance with ESD standard DIN EN 61340-5-1

dpv*link* 1017

Article		L [mm]	W [mm]	H [mm]
	Insert for Euro containers 600 x 400 mm			
1308.110.392	Variobox 1/16 size	137	87	110
1713.110.392	Variobox 1/8 size	174	137	110
2717.110.392	Variobox 1/4 size	274	174	110
3527.110.392	Variobox 1/2 size	350	274	110
5508.110.392	Variobox 1/4 size, lengthwise	550	87	110
5517.110.392	Variobox 1/2 size, lengthwise	550	174	110

Push-on frame

for an increase of the useful height of the container. Attachment with nylatches or U-clips.

In compliance with ESD standard DIN EN 61340-5-1

dpv*link* 859

Article	Type
	Push-on frame
4304.700.992	Push-on frame 400 x 300 x 44 mm
6404.700.992	Push-on frame 600 x 400 mm

Euro containers RAKO

ESD Storage and transport system for the protection against electrostatic discharge

Electronic components can be destroyed by electrostatic discharges. In order to protect those components against such damages, electronic mounting parts are often transported or stored in containers or on pallets made of electrically conductive plastic.

The ESD storage and transport system by UTZ prevents a potential electrostatic discharge. Furthermore the robust plastic containers protect the content against mechanical damage, contamination or moisture.

Euro containers RAKO

RAKO Euro containers made of electrostatically volume conductive polypropylene, stackable.

In compliance with ESD standard DIN EN 61340-5-1

dpv*link* 797

Article	Dimensions outside/inside LxWxH [mm]		Material
	Euro containers RAKO		
051302	200 x 150 x 120	162 x 112 x 114	polypropylene
051312	300 x 200 x 120	258 x 160 x 115	polypropylene
051322	300 x 200 x 220	260 x 160 x 217	polypropylene
051406	400 x 300 x 65	358 x 258 x 62	polypropylene
051412	400 x 300 x 120	358 x 258 x 114	polypropylene
051417	400 x 300 x 170	358 x 258 x 165	polypropylene
051422	400 x 300 x 220	358 x 258 x 217	polypropylene
051427	400 x 300 x 270	353 x 253 x 268	polypropylene
051432	400 x 300 x 325	358 x 258 x 320	polypropylene
051607	600 x 400 x 75	552 x 350 x 70	polypropylene
051612	600 x 400 x 120	553 x 353 x 114	polypropylene
051617	600 x 400 x 170	558 x 358 x 165	polypropylene
051622	600 x 400 x 220	559 x 359 x 216	polypropylene
051627	600 x 400 x 280	556 x 356 x 275	polypropylene
051632	600 x 400 x 325	558 x 358 x 320	polypropylene
051642	600 x 400 x 425	560 x 360 x 422	polypropylene

RAKO Euro containers, reinforced

RAKO Euro containers reinforced with ribbed bottom made of electrostatically volume conductive polypropylene, stackable.

In compliance with ESD standard DIN EN 61340-5-1

dpv*link* 799

Article	Dimensions outside/inside LxWxH [mm]		Material
	RAKO Euro containers, reinforced		
051414	400 x 300 x 145	364 x 264 x 130	polypropylene
051613	600 x 400 x 145	563 x 363 x 130	polypropylene
051628	600 x 400 x 280	562 x 362 x 264	polypropylene

RAKO Suitcases

RAKO Suitcases are made of electrostatically volume conductive polypropylene, stackable, black.

In compliance with ESD standard DIN EN 61340-5-1

dpv*link* 801

Article	Dimensions outside/inside LxWxH [mm]		Material
	RAKO Suitcases		
051312.K	300 x 200 x 130	258 x 158 x 117	polypropylene
051322.K	300 x 200 x 230	258 x 158 x 217	polypropylene
051406.K	400 x 300 x 80	358 x 258 x 62	polypropylene
051412.K	400 x 300 x 130	358 x 258 x 117	polypropylene
051417.K	400 x 300 x 185	358 x 258 x 165	polypropylene
051432.K	400 x 300 x 340	358 x 258 x 317	polypropylene
051607.K	600 x 400 x 90	552 x 352 x 72	polypropylene
051612.K	600 x 400 x 132	558 x 358 x 116	polypropylene
051617.K	600 x 400 x 185	558 x 358 x 166	polypropylene
051622.K	600 x 400 x 235	557 x 357 x 216	polypropylene
051632.K	600 x 600 x 340	558 x 358 x 320	polypropylene
051642.K	600 x 400 x 440	555 x 355 x 422	polypropylene

RAKO Lids for Euro containers

RAKO lid for RAKO Euro containers, electrostatically volume conductive

In compliance with ESD standard DIN EN 61340-5-1

dpv*link* 815

Article	Type
	RAKO Lids for Euro containers
051721	Loose lid 200 x 150 mm
051732	Loose lid 300 x 200 mm
051743	Loose lid 400 x 300 mm
051764	Loose lid 600 x 400 mm
051821	Hinged lid 200 x 150 mm
051832	Hinged lid 300 x 200 mm
051843	Hinged lid 400 x 300 mm
051864	Hinged lid 600 x 400 mm
051878	Lid with hooks 400 x 300 mm
051879	Lid with hooks 600 x 400 mm

Closures RAKO

Accessories for RAKO Euro containers, snap lock and slide closure.

051870 051871

dpv*link* 828

Article	Type
051870	RAKO snap lock
051871	RAKO slide closure

DPV ELEKTRONIK

Weitere Artikel finden Sie unter www.dpv-elektronik.eu

Containers for trays

RAKO containers for trays with basic dimensions 600 x 400 mm, electrostatically volume conductive, black

In compliance with ESD standard DIN EN 61340-5-1

dpv*link* 11089

Article	Type
051200	**Containers for trays 600 x 400 x 220 mm** - 5 trays 22 mm height or - 2 trays 22 mm height + 1 tray height 80 mm or - 1 trays 22 mm height + 1 tray height 105 mm
051201	**Containers for trays 600 x 400 x 425 mm** - 12 trays with 22 mm height or - 4 trays with 80 mm height or - 3 trays with 105 mm height
051205-3	**Tray, inside 509 x 308 x 22 mm**

Insert for Euro containers RAKO 400x300 mm



RAKO inserts for Euro containers with basic dimensions 400 x 300 mm, electrostatically volume conductive, black

In compliance with ESD standard DIN EN 61340-5-1

dpv*link* 989

Article	Bezeichnung	L [mm]	B [mm]	H [mm]
	Insert for Euro containers RAKO 400x300 mm			
051950	Container 1/8 size	130	86	50
051952	Container 1/4 size	174	128	50
051952.2	Lid for 1/4 size			
051953	Container 1/3 size	262	119	97

Insert for Euro containers RAKO 600x400 mm



RAKO insert for Euro containers with basic dimensions 600 x 400 mm, electrostatically volume conductive, black

In compliance with ESD standard DIN EN 61340-5-1

dpv*link* 871

Article	Bezeichnung	L [mm]	B [mm]	H [mm]
	Insert for Euro containers RAKO 600x400 mm			
051954.3	Container 1/16 size	139	89	99
051955.3	Container 1/8 size	177	139	99
051956.3	Container 1/4 size	277	177	99
051957	Container 1/4 size, longitudinal	555	89	99
051958.3	Container 1/2 size, transverse	355	277	99
051959	Container 1/2 size, longitudinal	555	177	99

Euro containers Light

Euro containers Light

Cost-effective ESD containers Light made of dissipative plastic.

Specifically developed for the safe storage and transport of sensitive electronic components - reliable prevention of electrostatic charging and dissipation of existing charge.

Version:	Closed handles, base and sides
Material:	PP
Color:	Black

In compliance with ESD standard DIN EN 61340-5-1

dpv*link* 15634

Article	Dimensions outside/inside LxWxH [mm]		Material
	Euro containers Light		
3020120.L	300 x 200 x 120	260 x 160 x 105	polypropylene
3020170.L	300 x 200 x 170	260 x 160 x 155	polypropylene
4030075.L	400 x 300 x 75	360 x 260 x 60	polypropylene
4030120.L	400 x 300 x 120	360 x 260 x 95	polypropylene
4030170.L	400 x 300 x 170	360 x 260 x 145	polypropylene
4030220.L	400 x 300 x 220	360 x 260 x 195	polypropylene
4030270.L	400 x 300 x 270	360 x 260 x 245	polypropylene
4030320.L	400 x 300 x 320	360 x 260 x 295	polypropylene
6040075.L	600 x 400 x 75	560 x 360 x 60	polypropylene
6040120.L	600 x 400 x 120	560 x 360 x 105	polypropylene
6040170.L	600 x 400 x 170	560 x 360 x 155	polypropylene
6040220.L	600 x 400 x 220	560 x 360 x 205	polypropylene
6040270.L	600 x 400 x 270	560 x 360 x 255	polypropylene
6040320.L	600 x 400 x 320	560 x 360 x 305	polypropylene
6040420.L	600 x 400 x 420	560 x 360 x 405	polypropylene
8060120.L	800 x 600 x 120	755 x 555 x 100	polypropylene
8060220.L	800 x 600 x 220	755 x 555 x 200	polypropylene
8060320.L	800 x 600 x 320	755 x 555 x 300	polypropylene
8060420.L	800 x 600 x 420	755 x 555 x 400	polypropylene

Version Euro container Light with **permanently mounted hinged lid** on demand.

Lid for Euro containers Light

Lid for Euro containers Light, electrostatically dissipative

In compliance with ESD standard DIN EN 61340-5-1

dpv*link* 15651

Article	Type
	Lid for Euro containers Light
3020999.L-Deckel	Loose lid 300 x 200 mm
4030999.L-Deckel	Loose lid 400 x 300 mm
6040999.L-Deckel	Loose lid 600 x 400 mm
8060999.L-Deckel	Loose lid 800 x 600 mm

Insert for Euro containers 400 x 300 mm

Insert boxes ESD for Euro containers with basic dimensions 400 x 300 mm, gripping edge for an easy insertion and removal
safely stackable due to reinforced edge
electrostatically dissipative

In compliance with ESD standard DIN EN 61340-5-1

dpv*link* 17034

Article		L [mm]	W [mm]	H [mm]
	Insert for Euro containers 400 x 300 mm			
4030.EK205	Insert box 205	266	184	50
4030.EK210	Insert box 210	266	184	100
4030.EK215	Insert box 215	266	184	150

Insert for Euro containers 600 x 400 mm

Insert boxes ESD for Euro containers with basic dimensions 600 x 400 mm, gripping edge for an easy insertion and removal
safely stackable due to reinforced edge
electrostatically dissipative

In compliance with ESD standard DIN EN 61340-5-1

dpv*link* 17035

Article		L [mm]	W [mm]	H [mm]
	Insert for Euro containers 600 x 400 mm			
6040.EK205	Insert box 205	563	183	50
6040.EK210	Insert box 210	563	183	100
6040.EK215	Insert box 215	563	183	150
6040.EK405	Insert box 405	282	183	50
6040.EK410	Insert box 410	282	183	100
6040.EK415	Insert box 415	282	183	150
6040.EK805	Insert box 805	183	141	50
6040.EK810	Insert box 810	183	141	100
6040.EK815	Insert box 815	183	141	50

Euro containers NEWBOX

NEWBOX Euro containers conductive

NEWBOX Euro containers made of electrostatically volume conductive polypropylene, stackable.

In compliance with ESD standard DIN EN 61340-5-1

dpv*link* 795

Article	Dimensions outside/inside LxWxH [mm]		Material
	NEWBOX Euro containers conductive		
5310.05	300 x 200 x 120	260 x 160 x 117	polypropylene
5310.10	400 x 300 x 120	360 x 258 x 118	polypropylene
5310.14	400 x 300 x 170	358 x 258 x 168	polypropylene
5310.20	400 x 300 x 220	358 x 258 x 217	polypropylene
5310.25	400 x 300 x 270	358 x 256 x 267	polypropylene
5310.31	400 x 300 x 320	358 x 256 x 316	polypropylene
5310.15	600 x 400 x 75	555 x 355 x 72	polypropylene
5310.24	600 x 400 x 120	555 x 358 x 115	polypropylene
5310.33	600 x 400 x 150	555 x 353 x 145	polypropylene
5310.34	600 x 400 x 170	555 x 355 x 165	polypropylene
5310.42	600 x 400 x 220	555 x 358 x 217	polypropylene
5310.50	600 x 400 x 236	555 x 357 x 231	polypropylene
5310.55	600 x 400 x 280	553 x 355 x 277	polypropylene
5310.70	600 x 400 x 343	557 x 358 x 332	polypropylene
5310.80	600 x 400 x 423	555 x 355 x 420	polypropylene
5310.S.130	800 x 600 x 320	756 x 556 x 297	polypropylene

NEWBOX Lid

Lid for NEWBOX Euro containers, electrostatically volume conductive

In compliance with ESD standard DIN EN 61340-5-1

dpv*link* 803

Article	Type
	NEWBOX Lid
5310.32.A	Loose lid 300 x 200 mm
5310.43.A	Loose lid 400 x 300 mm
5310.64.A	Loose lid 600 x 400 mm
5310.43	Loose lid with hook 400 x 300 mm
5310.64	Loose lid with hook 600 x 400 mm

NEWBOX hinged lid

Lid for NEWBOX Euro containers, electrostatically volume conductive

In compliance with ESD standard DIN EN 61340-5-1

dpv*link* 19734

Article	Type
	NEWBOX hinged lid
5310.32.S	Hinged lid 300 x 200 mm
5310.43.S	Hinged lid 400 x 300 mm

DPV ELEKTRONIK

Weitere Artikel finden Sie unter www.dpv-elektronik.eu

NEWBOX Euro containers IDP

- permanently electrostatically dissipative polypropylene IDP (inherently dissipative polymer)
- stackable
- independent of humidity
- labeling: ESD warning symbol, recycling symbol and lot number

In compliance with ESD standard DIN EN 61340-5-1

dpv*link* 7048

Article	Dimensions outside/inside LxWxH [mm]		Color
	NEWBOX Euro containers IDP		
5311.05.gelb	300 x 200 x 120	270 x 170 x 117	yellow
5311.05.rot	300 x 200 x 120	270 x 170 x 117	red
5311.10.gelb	400 x 300 x 120	355 x 255 x 115	yellow
5311.10.rot	400 x 300 x 120	355 x 255 x 115	red
5311.14.gelb	400 x 300 x 170	355 x 255 x 165	yellow
5311.14.rot	400 x 300 x 170	355 x 255 x 165	red
5311.20.gelb	400 x 300 x 220	355 x 255 x 215	yellow
5311.20.rot	400 x 300 x 220	355 x 255 x 215	red
5311.31.gelb	400 x 300 x 320	355 x 255 x 317	yellow
5311.31.rot	400 x 300 x 320	355 x 255 x 317	red
5311.24.gelb	600 x 400 x 120	555 x 355 x 115	yellow
5311.24.rot	600 x 400 x 120	555 x 355 x 115	red
5311.34.gelb	600 x 400 x 170	555 x 355 x 165	yellow
5311.34.rot	600 x 400 x 170	555 x 355 x 165	red
5311.42.gelb	600 x 400 x 220	555 x 355 x 215	yellow
5311.42.rot	600 x 400 x 220	555 x 355 x 215	red

NEWBOX IDP Lid



Lid for NEWBOX Euro containers IDP electrostatically dissipative

In compliance with ESD standard DIN EN 61340-5-1

dpv*link* 8464

Article	Type	L [mm]	W [mm]	Color
	NEWBOX IDP Lid			
5311.32.S.gelb	Hinged lid	300	200	yellow
5311.32.S.rot	Hinged lid	300	200	red
5311.43.gelb	Lid with hook	400	300	yellow
5311.43.rot	Lid with hook	400	300	red
5311.64.gelb	Lid with hook	600	400	yellow
5311.64.rot	Lid with hook	600	400	red

NEWBOX Closures

Accessories for NEWBOX Euro containers, snap lock and slide closure, electrostatically volume conductive

dpv*link* 808

Article	Type
5310.99.1	NEWBOX snap lock/white
5310.99.3	NEWBOX slide closure/black (conductive)

Accessories for ESD containers

Accessories for Euro containers

For all Euro container types:

dpv*link* 812

	Article Type
	9980.005.000 **Label clamp for the attachment** to container ribs, width 20 mm, galvanized
	051886 **Label clamp for attaching** on container ribs, width 30 mm, galvanized
	051887 **Label holder, transparent** 102 x 65 mm / 90 x 52 mm outside / inside self-adhesive
	051887-1 **Label holder, transparent** 184 x 98 mm or 155 x 85 mm outside / inside self-adhesive
	3015.203.075.IDP **KANBAN Protective pocket IDP-STAT, transparent** Protective pocket 203x75 mm, 1 side open PU = 25 pieces
	5221.5.IDP.250.N **ESD Label pocket IDP-STAT, self-adhesive** 118 x 74 x 0.25 mm (LxWxH), self-adhesive, front IDP-STAT film, back insulating film
	5221.4.IDP.250 **ESD label holder IDP-STAT, transparent, readable barcode** 118 x 80 x 0.25 mm (LxWxH), self-adhesive front and back IDP-STAT film
	5221.IDP.700 **Label holder IDP-STAT® PVC** DIN A 5; 158 x 210 x 0,7mm; back width 22 mm; for mounting on transport containers; PU= 5 pieces

dpv*link* 812	Article Type
	9980.039.000 **Label holder, transparent** 156 x 115 mm, self-adhesive
	9980.050.000 **Label holder, transparent** 115 x 83 mm, self-adhesive
	9980.xxxx **Printing / hot stamping** on Euro container and lid

KLT containers Light

KLT container Light



The ESD R-KLT containers Light are perfectly adapted to automatic production processes and suitable for the use in different perfekt production stages. Sensitive electronic components can be stored and transported without any problem thanks to the electrically conductive plastic.

- with sturdy base ribbing
- integrated lid slots
- with adhesive surface for barcode
- run quietly on conveyors

Material:	PP
Color:	black

In compliance with the ESD standard DIN EN 61340-5-1

dpv*link* 22256

Article	Dimensions outside	inside LxWxH [mm]	Volume	Additional
	KLT container Light			
KLT-R.3020150.ESD	300 x 200 x 150	243 x 162 x 129,5	5,3 l	base smooth
KLT-R.4030150.ESD	400 x 300 x 150	346 x 265 x 109,5	10 l	sturdy base ribbing
KLT-R.4030290.ESD	400 x 300 x 290	346 x 265 x 242	22 l	sturdy base ribbing
KLT-R.6040150.ESD	600 x 400 x 150	544 x 364 x 109,5	22 l	sturdy base ribbing
KLT-R.6040290.ESD	600 x 400 x 290	544 x 364 x 242	48 l	sturdy base ribbing
KLT-12040147.ESD	1200 x 400 x 147	1142 x 360 x 144,5	60,3 l	base reinforced

Also available as RL version with drainage holes

Lid for KLT container Light

Lid for KLT container Light, volume conductive

In compliance with the ESD standard DIN EN 61340-5-1

dpv*link* 22268

Article	Type
	Lid for KLT container Light
KLT-D.3020.ESD	Loose lid 300 x 200 mm
KLT-D.4030.ESD	Loose lid 400 x 300 mm
KLT-D.6040.ESD	Loose lid 600 x 400 mm

KLT folding box Light

The foltable ESD R-KLT container Light is a real allrounder: It combines the advantages of the small load carrier series with the space-saving properties of foldable boxes and is at the same time time adapted to the special requirements of sensitive electronic components. In addition, the volume of the container can be reduced by up to 70%.

- with sturdy base ribbing
- integrated lid slots
- with adhesive surface for barcode
- safe and quick folding

Material:	PP
Color:	black

In compliance with the ESD standard DIN EN 61340-5-1

dpv*link* 22272

Article	Volume
	KLT folding box Light
KLT-F.6040280.ESD	46 l

DPV ELEKTRONIK

Weitere Artikel finden Sie unter www.dpv-elektronik.eu

Parting inserts and partitions / interlayers

In our product range you will find a wide selection of interlayers and parting inserts (partitions) for the use in transport containers. The combination is ideal for transporting different components susceptible to ESD. Available in 3 different materials for various requirements

PP cavity material:
- made of extruded polypropylene (PP)
- high abrasion resistance
- low weight

PS solid material:
- made of polystyrene (PS)
- high abrasion resistance
- high stability

PE foam:
- made of polyethylene foam (PE)
- abrasion-resistant and corrosion-free
- very low weight

Our **standard dimensions** are based on the **most commonly used Euro transport containers**.

If you don't find what you are looking for among our standard dimensions, please don't hesitate to ask us for **customer-specific dimensions**.

Material: Polypropylene (PP)

For the use in transport containers to transport or store electronic components in an organized manner and in layers

Fix your products and **protect them against damage during transportation**. The interlayers **of lightweight polypropylene** with cavities provide additional stability for your containers equipped with partitions.

Technical data for standard versions

Lateral length container:	- 300 / 400 / 600 / 800 mm
Thicknesses:	- 3.0 mm (weight 600g/m²)
	- 3.5 mm extra sturdy (weight 800g/m²)

- available in different dimensions with different cut-outs
- electrostatically volume conductive
- In compliance with ESD standard DIN EN 61340-5-1

Handhold cut-outs for easier removal from Euro containers available in 3 versions:

- Standard: 2 corners sloped
- Type A: 2 handhold cut-outs semicular 34 X 17 mm
- Type C: 2 grip holes round 30 mm

Interlayers PP

PP Interlayers for transport containers 3.0 mm

Cavity material, extruded polypropylene (PP), high abrasion resistance, thickness 3.0 mm, weight 600 g/m²

dpv*link* 15146

Article	Dimensions LxW [mm]	Thickness [mm]	Type
	für Eurobehälter 400 x 300 mm		
050.230	353 x 253	3.0	Standard type D
050.231.A-30	353 x 253	3.0	Type A
050.233.C-30	353 x 253	3.0	Type C
050.230.PE.3	353 x 253	6.0	Standard type D + PE
	für KLT-Behälter 400 x 300 mm		
050.230.KLT	340 x 260	3.0	Standard type D
	für Eurobehälter 600 x 400 mm		
050.235	553 x 353	3.0	Standard type D
050.236.A-30	553 x 353	3.0	Type A
050.238.C-30	553 x 353	3.0	Type C
050.235.PE.3	550 x 350	6.0	Standard type D + PE
050.235.PE.6	550 x 350	9.0	Standard type D + PE
	für KLT-Behälter 600 x 400 mm		
050.235.KLT	540 x 360	3.0	Standard type D
	für Eurobehälter 800 x 600 mm		
050.215.D-30	753 x 553	3.0	Standard type D
050.215.A-30	753 x 553	3.0	Type A
	Zuschnitt / Konfektion		
050.201.PP30.Z	- x -	3.0	

Cuttings, assemblies available on request

PP Interlayers for transport containers thickness 3.5 mm

Cavity material, extruded polypropylene (PP), high abrasion resistance, thickness 3.5 mm, weight 800 g/m² (extra stable)

dpv*link* 705

Article	Dimensions LxW [mm]	Thickness [mm]	Type
	für Eurobehälter 400 x 300 mm		
050.230.D-35	353 x 253	3.5	Standard type D
050.231.A-35	353 x 253	3.0	Type A
050.233.C-35	353 x 253	3.5	Type C
	für Eurobehälter 600 x 400 mm		
050.235.D-35	553 x 353	3.5	Standard type D
050.236.A-35	553 x 353	3.5	Type A
050.238.C-35	553 x 353	3.5	Type C
	für Eurobehälter 800 x 600 mm		
050.215.D-35	753 x 553	3.5	Standard type D
050.215.A-35	753 x 353	3.5	Type A
	Zuschnitt / Konfektion		
050.201.PP35.Z	- x -	3.5	

Cuttings, assemblies available on request

Partitions / parting inserts PP

In order to satisfy the constantly increasing requirements in electronics manufacturing you must **protect your components against electrostatic discharge**.
The **ESD-safe parting inserts** for Euro containers complete your workstation.

Parting inserts facilitate the removal of components to be processed from containers. Cut-outs can be adapted **to your requirements**. You will find **hereinafter our standard parting inserts** for the most common applications.

Technical data for standard versions

Lateral length container:	- 300 / 400 / 600 mm outside
	- 253 / 353 / 553 mm inside
Partition heights:	- 80 / 120 / 180 mm
Thicknesses:	- 3.0 mm (weight 600g/m²)
	- 3.5 mm extra sturdy (weight 800g/m²)

- available with different raster widths/numbers of subdivisions
- electrostatically volume conductive
- In compliance with ESD standard DIN EN 61340-5-1

customizable

Upon request - Standard partitions

- **specific heights between 30 - 600 mm**
- **handhold cut-outs**

Also for KLT containers

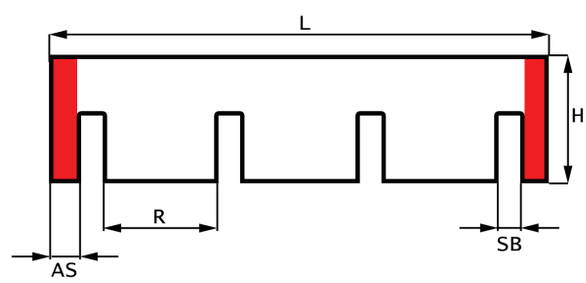

H	=	Partition height (80, 120 or 180 mm)
L	=	Partition length (253, 353 or 553 mm)
G	=	Grid spacing
AS	=	External support (if existing)
SW	=	Slot width

In case of high Euro containers **we recommend parting inserts and additionally interlayers** that can be manufactured with cut-outs allowing a **quick and easy removal of the components.**



Weitere Artikel finden Sie unter www.dpv-elektronik.eu

Standard PP partitions, height 80 mm

for Euro containers 400 x 300 mm
PP partition 253 x 80 x 3 mm

PP

dpv*link* 14878

Article	Compartments	Grid spacing [mm]	Slots	AS
050.239.080.20	11	20	10	no
050.239.080.20.A	10	20	11	yes
050.239.080.28	8	28	7	no
050.239.080.39	6	39	5	no
050.239.080.47	5	47	4	no
050.239.080.60	4	60	3	no
050.239.080.72	3	72	4	yes
050.239.080.110	2	110	3	yes
050.239.080.215	1	215	2	yes

Standard PP partitions, height 80 mm

for Euro containers 600 x 400 mm / 400 x 300 mm
PP partition 353 x 80 x 3 mm

PP

dpv*link* 14868

Article	Compartments	Grid spacing [mm]	Slots	AS
050.240.080.20	15	20	14	no
050.240.080.20.A	14	20	15	yes
050.240.080.32	10	32	9	no
050.240.080.41	8	41	7	no
050.240.080.55	6	55	5	no
050.240.080.67	5	67	4	no
050.240.080.78	4	78	5	yes
050.240.080.105	3	105	4	yes
050.240.080.159	2	159	3	yes
050.240.080.317	1	317	2	yes

Standard PP partitions, height 80 mm

for Euro containers 600 x 400 mm
PP partitions 553 x 80 x 3 mm

PP

dpv*link* 14855

Article	Compartments	Grid spacing [mm]	Slots	AS
050.241.080.20	24	20	23	no
050.241.080.23.A	20	23	21	yes
050.241.080.34	15	34	14	no
050.241.080.43	12	43	11	no
050.241.080.52	10	52	9	no
050.241.080.66	8	66	7	no
050.241.080.76	7	76	6	no
050.241.080.84	6	84	7	yes
050.241.080.101	5	101	6	yes
050.241.080.127	4	127	5	yes
050.241.080.170	3	170	4	yes
050.241.080.257	2	257	3	yes

Other heights from 30-600 mm with cut-outs customizable

Standard PP partitions height 120 mm

for Euro containers 400 x 300 mm
PP partition 253 x 120 x 3 mm

PP

dpv*link* 4070

Article	Compartments	Grid spacing [mm]	Slots	AS
050.239.120.20	11	20	10	no
050.239.120.20.A	10	20	11	yes
050.239.120.28	8	28	7	no
050.239.120.39	6	39	5	no
050.239.120.47	5	47	4	no
050.239.120.60	4	60	3	no
050.239.120.72	3	72	4	yes
050.239.120.110	2	110	3	yes
050.239.120.215	1	215	2	yes

Standard PP partitions, height 120 mm

for Euro containers 600 x 400 mm / 400 x 300 mm
PP partitions 353 x 120 x 3 mm

PP

dpv*link* 4026

Article	Compartments	Grid spacing [mm]	Slots	AS
050.240.120.20	15	20	14	no
050.240.120.20.A	14	20	15	yes
050.240.120.32	10	32	9	no
050.240.120.41	8	41	7	no
050.240.120.55	6	55	5	no
050.240.120.67	5	67	4	no
050.240.120.78	4	78	5	yes
050.240.120.105	3	105	4	yes
050.240.120.159	2	159	3	yes
050.240.120.317	1	317	2	yes

Standard PP partitions, height 120 mm

for Euro containers 600 x 400 mm
PP partitions, 553 x 120 x 3 mm

PP

dpv*link* 4036

Article	Compartments	Grid spacing [mm]	Slots	AS
050.241.120.20	24	20	23	no
050.241.120.23.A	20	23	21	yes
050.241.120.34	15	34	14	no
050.241.120.43	12	43	11	no
050.241.120.52	10	52	9	no
050.241.120.66	8	66	7	no
050.241.120.76	7	76	6	no
050.241.120.84	6	84	7	yes
050.241.120.101	5	101	6	yes
050.241.120.127	4	127	5	yes
050.241.120.170	3	170	4	yes
050.241.120.257	2	257	3	yes

Other heights from 30-600 mm with cut-outs customizable

Standard PP partition, height 180 mm

for Euro containers 400 x 300 mm
PP partition 253 x 180 x 3 mm

PP

dpv*link* 4081

Article	Compartments	Grid spacing [mm]	Slots	AS
050.239.180.20	11	20	10	no
050.239.180.20.A	10	20	11	yes
050.239.180.28	8	28	7	no
050.239.180.39	6	39	5	no
050.239.180.47	5	47	4	no
050.239.180.60	4	60	3	no
050.239.180.72	3	72	4	yes
050.239.180.110	2	110	3	yes
050.239.180.215	1	215	2	yes

Standard PP partitions, height 180 mm

for Euro containers 600 x 400 mm / 400 x 300 mm
PP partitions 353 x 180 x 3 mm

PP

dpv*link* 4048

Article	Compartments	Grid spacing [mm]	Slots	AS
050.240.180.20	15	20	14	no
050.240.180.20.A	14	20	15	yes
050.240.180.32	10	32	9	no
050.240.180.41	8	41	7	no
050.240.180.55	6	55	5	no
050.240.180.67	5	67	4	no
050.240.180.78	4	78	5	yes
050.240.180.105	3	105	4	yes
050.240.180.159	2	159	3	yes
050.240.180.317	1	317	2	yes

Standard PP partitions, height 180 mm



for Euro containers 600 x 400 mm
PP partitions 553 x 180 x 3 mm

PP

dpv*link* 4058

Article	Compartments	Grid spacing [mm]	Slots	AS
050.241.180.20	24	20	23	no
050.241.180.23.A	20	23	21	yes
050.241.180.34	15	34	14	no
050.241.180.43	12	43	11	no
050.241.180.52	10	52	9	no
050.241.180.66	8	66	7	no
050.241.180.76	7	76	6	no
050.241.180.84	6	84	7	yes
050.241.180.101	5	101	6	yes
050.241.180.127	4	127	5	yes
050.241.180.170	3	170	4	yes
050.241.180.257	2	257	3	yes

PP inserts customer-specific

PP Material Hohlkammer

For the use in transport containers to transport or store electronic components in an organized manner and in layers

Extruded polypropylene, cavity profile, high abrasion resistance, light weight (600 g/m²), thickness 3.0 mm (other thicknesses on request), electrostatically volume conductive

In compliance with ESD standard DIN EN 61340-5-1

All partitions can be equipped with block-outs for sight and handles for easier removal of the stored parts.

All partitions can be adapted to any customer-specific application. Even not standardized containers can be easily equipped with parting inserts.





Any raster width and partition height from 15 mm may be implemented depending on customer's request.

Customer-specific parting inserts and partitions may be **produced individually at any time**. Tell us your requirements and we will submit you a non-binding offer.

PP inserts customer-specific

PP

dpv*link* 20662

Article	
050.200.Spez.PP	PP insert customer-specific

Material: Polystyrene (PS)

PS | Material Vollmaterial

For the use in transport containers to transport or store electronic components in an organized manner and in layers

Fix your products and **protect them against damage during transportation**. The interlayers **of lightweight polypropylene** with cavities provide additional stability for your containers equipped with partitions.

Technical data for standard versions

Lateral length container:	- 300 / 400 / 600 mm
Partition height:	- 80 / 120 / 180 mm
Thicknesses:	- 1.5 mm
	- 1.8 mm
	- 2.0 mm

- available with different raster widths/numbers of subdivisions
- electrostatically volume conductive
- In compliance with ESD standard DIN EN 61340-5-1

Handhold cut-outs for easier removal from Euro containers available in 4 versions:

- Standard: 2 corners sloped
- Type A: 2 handhold cut-outs semicular 34 x 17 mm
- Type B: 2 handhold cut-outs rectangular 40 x 20 mm
- Type C: 2 grip holes round 30 mm

Interlayers PS

PS Interlayers for transport containers thickness 1.5 mm

Solid material, polystyrene (PS), high abrasion resistance, thickness 1.5 mm

dpv*link* 15144

Article	Dimensions LxW [mm]	Thickness [mm]	Type
	für Eurobehälter 400 x 300 mm		
050.330.D-15	353 x 253	1.5	Standard type D
050.331.A-15	353 x 253	1.5	Type A
050.332.B-15	353 x 253	1.5	Type B
050.333.C-15	353 x 253	1.5	Type C
	für Eurobehälter 600 x 400 mm		
050.335.D-15	553 x 353	1.5	Standard type D
050.336.A-15	553 x 353	1.5	Type A
050.337.B-15	553 x 353	1.5	Type B
050.338.C-15	553 x 353	1.5	Type C
	Zuschnitt / Konfektion		
050.301.PS15.Z	- x -	1.5	

Cuttings, assemblies available on request

PS Interlayers for transport containers thickness 1.8 mm

Solid material, polystyrene (PS), high abrasion resistance, thickness 1.8 mm

dpv*link* 15145

Article	Dimensions LxW [mm]	Thickness [mm]	Type
	für Eurobehälter 400 x 300 mm		
050.330.D-18	353 x 253	1.8	Standard type D
050.331.A-18	353 x 253	1.8	Type A
050.332.B-18	353 x 253	1.8	Type B
050.333.C-18	353 x 253	1.8	Type C
	für Eurobehälter 600 x 400 mm		
050.335.D-18	553 x 353	1.8	Standard type D
050.336.A-18	553 x 353	1.8	Type A
050.337.B-18	553 x 353	1.8	Type B
050.338.C-18	553 x 353	1.8	Type C
	Zuschnitt / Konfektion		
050.301.PS18.Z	- x -	1.8	

Cuttings, assemblies available on request

PS Interlayers for transport containers thickness 2.0 mm

Solid material, polystyrene (PS), high abrasion resistance, thickness 2.0 mm

dpv*link* 15109

Article	Dimensions LxW [mm]	Thickness [mm]	Type
	für Eurobehälter 400 x 300 mm		
050.330.D-20	353 x 253	2.0	Standard type D
050.331.A-20	353 x 253	2.0	Type A
050.332.B-20	353 x 253	2.0	Type B
050.333.C-20	353 x 253	2.0	Type C
	für Eurobehälter 600 x 400 mm		
050.335.D-20	553 x 353	2.0	Standard type D
050.336.A-20	553 x 353	2.0	Type A
050.337.B-20	553 x 353	2.0	Type B
050.338.C-20	553 x 353	2.0	Type C
	Zuschnitt / Konfektion		
050.301.PS20.Z	- x -	2.0	

Cuttings, assemblies available on request

Partitions / parting inserts PS



In order to satisfy the constantly increasing requirements in electronics manufacturing you must **protect your components against electrostatic discharge**.
The **ESD-safe parting inserts** for Euro containers complete your workstation.

Parting inserts facilitate the removal of components to be processed from containers. Cut-outs can be adapted **to your requirements**. You will find **hereinafter our standard parting inserts** for the most common applications.

Technical data for standard versions

Lateral length container:	- 300 / 400 / 600 mm outside
	- 253 / 353 / 553 mm inside
Partition heights:	- 80 / 120 / 180 mm
Thicknesses:	- 1.5 mm
	- 1.8 mm
	- 2.0 mm

- available with different raster widths/numbers of subdivisions
- electrostatically volume conductive
- In compliance with ESD standard DIN EN 61340-5-1

customizable

Upon request - Standard partitions

- **specific heights between 30 - 600 mm**
- **handhold cut-outs**

Also for KLT containers

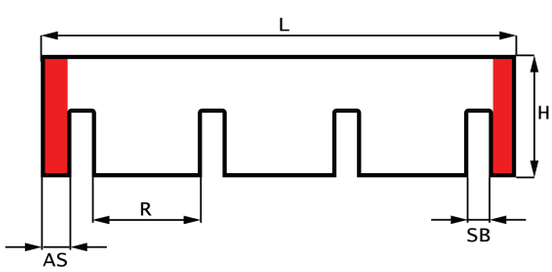

H	=	Height of the parting insert (80, 120 or 180 mm)
L	=	Length of the parting insert (253, 353 or 553 mm)
G	=	Grid spacing
ES	=	External support (if existing)
SW	=	Slot width



In case of high Euro containers **we recommend parting inserts and additionally interlayers** that can be manufactured with cut-outs allowing a **quick and easy removal of the components.**

Standard PS partitions, height 80 mm

for Euro containers 400 x 300 mm
PS partitions 253 x 80 x 2.0 mm

PS

dpv*link* 14937

Article	Compartments	Grid spacing [mm]	Slots	AS
050.339.080.20	11	20	10	no
050.339.080.29	8	29	7	no
050.339.080.39	6	39	5	no
050.339.080.48	5	48	4	no
050.339.080.61	4	61	3	no
050.339.080.72	3	72	4	yes
050.339.080.110	2	110	3	yes
050.339.080.215	1	215	2	yes

Standard PS partitions, height 80 mm

for Euro containers 600 x 400 mm / 400 x 300 mm
PS partitions 353 x 80 x 2.0 mm

PS

dpv*link* 14964

Article	Compartments	Grid spacing [mm]	Slots	AS
050.340.080.20	15	20	14	no
050.340.080.32	10	32	9	no
050.340.080.41	8	41	7	no
050.340.080.55	6	55	5	no
050.340.080.68	5	68	4	no
050.340.080.78	4	78	5	yes
050.340.080.105	3	105	4	yes
050.340.080.159	2	159	3	yes
050.340.080.317	1	317	2	yes

Standard PS partitions, height 80 mm

for Euro containers 600 x 400 mm
PS partitions 553 x 80 x 2.0 mm

PS

dpv*link* 14994

Article	Compartments	Grid spacing [mm]	Slots	AS
050.341.080.20	24	20	23	no
050.341.080.23	20	23	21	yes
050.341.080.34	15	34	14	no
050.341.080.43	12	43	11	no
050.341.080.52	10	52	9	no
050.341.080.66	8	66	7	no
050.341.080.76	7	76	6	no
050.341.080.84	6	84	7	yes
050.341.080.101	5	101	6	yes
050.341.080.127	4	127	5	yes
050.341.080.170	3	170	4	yes
050.341.080.257	2	257	3	yes

Other heights from 30-600 mm with cut-outs customizable

Standard PS partitions, height 120 mm

for Euro containers 400 x 300 mm
PS partitions 253 x 120 x 2.0 mm

PS

dpv*link* 14946

Article	Compartments	Grid spacing [mm]	Slots	AS
050.339.120.20	11	20	10	no
050.339.120.29	8	29	7	no
050.339.120.39	6	39	5	no
050.339.120.48	5	48	4	no
050.339.120.61	4	61	3	no
050.339.120.72	3	72	4	yes
050.339.120.110	2	110	3	yes
050.339.120.215	1	215	2	yes

Standard PS partitions, height 120 mm

for Euro containers 600 x 400 mm / 400 x 300 mm
PS partitions 353 x 120 x 2.0 mm

PS

dpv*link* 14974

Article	Compartments	Grid spacing [mm]	Slots	AS
050.340.120.20	15	20	14	no
050.340.120.32	10	32	9	no
050.340.120.41	8	41	7	no
050.340.120.55	6	55	5	no
050.340.120.68	5	68	4	no
050.340.120.78	4	78	5	yes
050.340.120.105	3	105	4	yes
050.340.120.159	2	159	3	yes
050.340.120.317	1	317	2	yes

Standard PS partitions, height 120 mm

for Euro containers 600 x 400 mm
PS partitions 553 x 120 x 2.0 mm

PS

dpv*link* 15007

Article	Compartments	Grid spacing [mm]	Slots	AS
050.341.120.20	24	20	23	no
050.341.120.23	20	23	21	yes
050.341.120.34	15	34	14	no
050.341.120.43	12	43	11	no
050.341.120.52	10	52	9	no
050.341.120.66	8	66	7	no
050.341.120.76	7	76	6	no
050.341.120.84	6	84	7	yes
050.341.120.101	5	101	6	yes
050.341.120.127	4	127	5	yes
050.341.120.170	3	170	4	yes
050.341.120.257	2	257	3	yes

Other heights from 30-600 mm with cut-outs customizable

Standard PS partitions, height 180 mm

for Euro containers 400 x 300 mm
PS partitions 253 x 180 x 2.0 mm

PS

dpv*link* 14955

Article	Compartments	Grid spacing [mm]	Slots	AS
050.339.180.20	11	20	10	no
050.339.180.29	8	29	7	no
050.339.180.39	6	39	5	no
050.339.180.48	5	48	4	no
050.339.180.61	4	61	3	no
050.339.180.72	3	72	4	yes
050.339.180.110	2	110	3	yes
050.339.180.215	1	215	2	yes

Standard PS partitions, height 180 mm

for Euro containers 600 x 400 mm / 400 x 300 mm
PS partitions 353 x 180 x 2.0 mm

PS

dpv*link* 14984

Article	Compartments	Grid spacing [mm]	Slots	AS
050.340.180.20	15	20	14	no
050.340.180.32	10	32	9	no
050.340.180.41	8	41	7	no
050.340.180.55	6	55	5	no
050.340.180.68	5	68	4	no
050.340.180.78	4	78	5	yes
050.340.180.105	3	105	4	yes
050.340.180.159	2	159	3	yes
050.340.180.317	1	317	2	yes

Standard PS partitions, height 180 mm

for Euro containers 600 x 400 mm
PS partitions 553 x 180 x 2.0 mm

PS

dpv*link* 15019

Article	Compartments	Grid spacing [mm]	Slots	AS
050.341.180.20	24	20	23	no
050.341.180.23	20	23	21	yes
050.341.180.34	15	34	14	no
050.341.180.43	12	43	11	no
050.341.180.52	10	52	9	no
050.341.180.66	8	66	7	no
050.341.180.76	7	76	6	no
050.341.180.84	6	84	7	yes
050.341.180.101	5	101	6	yes
050.341.180.127	4	127	5	yes
050.341.180.170	3	170	4	yes
050.341.180.257	2	257	3	yes

PS inserts customer-specific

PS Material Vollmaterial

For the use in transport containers to transport or store electronic components in an organized manner and in layers

Solid material, polystyrene (PS), high abrasion resistance, electrostatically volume conductive

In compliance with ESD standard DIN EN 61340-5-1

Standard thickness:	2.0 mm
other thicknesses:	1.5 mm, 1.8 mm

All partitions can be equipped with block-outs for sight and handles for easier removal of the stored parts.

All partitions can be adapted to any customer-specific application. Even not standardized containers can be easily equipped with parting inserts.





Any raster width and partition height from 15 mm can be implemented depending on customer's request.

Customer-specific parting inserts and partitions can be produced individually at any time. Tell us your requirements and we will submit you a non-binding offer.

PS inserts customer-specific

PS

dpv*link* 20664

Article	
050.300.Spez.PS	PS insert customer-specific

Material: Polyethylene foam (PE)

Interlayers PE

PE Material Schaumstoff

For the use in transport containers to transport or store electronic components in an organized manner and in layers

PE foam interlayers, dissipative

PE foam is electrostatically dissipative, partially with skin, cross-linked, closed-cell, corrosion-free, abrasion-resistant.
Color: black

Suitable as:

- pin-insertion foam
- interlayers for containers
- partitions for containers
- workstation pad

In compliance with ESD standard DIN EN 61340-5-1

PE

dpv*link* 700

Article	L [mm]	W [mm]	Thickness [mm]
4550.03.0153	253	153	3
4550.03.0253	353	253	3
4550.03.0255.KLT	340	255	3
4550.03.0300	300	300	3
4550.03.0353	553	353	3
4550.03.0355.KLT	540	355	3
4550.03.Z		Cutting	3
4550.06.0153	253	153	3
4550.06.0253	353	253	6
4550.06.0255.KLT	340	255	6
4550.06.0300	300	300	6
4550.06.0353	553	353	6
4550.06.0355.KLT	540	355	6
4550.06.0550	750	550	6
4550.06.Z		Cutting	6
4550.10.0253	353	253	10
4550.10.0255.KLT	340	255	10
4550.10.0353	553	353	10
4550.10.0355.KLT	540	355	10
4550.10.0550	750	550	10
4550.10.Z		Cutting	10

PE foam plates, dissipative

dpv*link* 702

Article	L [mm]	W [mm]	Thickness [mm]
4550.03.1000	1000	1000	3
4550.03.1500	1500	1000	3
4550.06.1000	1000	1000	6
4550.06.1500	1500	1000	6
4550.10.1000	1000	1000	10
4550.10.1500	1500	1000	10

further thicknesses, cuttings and assemblies available on request -

PE inserts customer-specific

Partitions made of polyethylene foam are very lightweight, abrasion-resistant and corrosion-free, and at the same time electrostatically volume conductive. Ideal for very sensitive assemblies.

Partitions for the subdivision of containers in any compartment size.

In compliance with ESD standard DIN EN 61340-5-1

All partitions may be adapted to any customer-specific application. Even non-standardized containers can easily equipped with parting inserts.

Customer-specific parting inserts and partitions can be produced individually at any time. Tell us your requirements and we will submit you a non-binding offer.

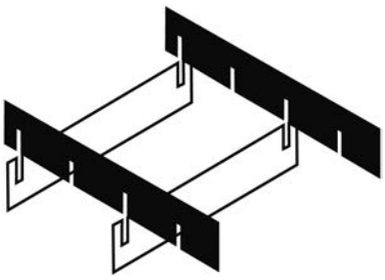

Easy assembly facilitates the adaption of the partitions to all applications.
Ideal for very sensitive assemblies.

PE insert customer-specific

PE

dpv*link* 20666

Article

050.500.Spez.PE PE insert customer-specific

Parting inserts / plug-in dividers "DIVIPRINT"

Electrically conductive plug-in system for container subdivision.
The parting inserts can be easily cut to the requested length.

Material: polystyrene, electrostatically volume conductive, black
In compliance with ESD standard DIN EN 61340-5-1

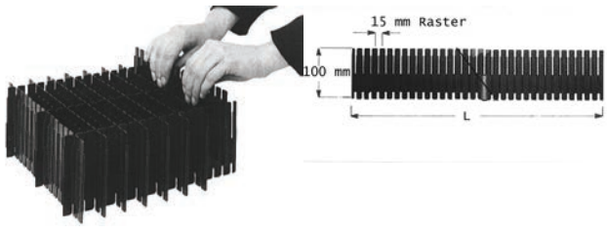

dpv*link* 4021

Article	Abmessung LxH [mm]
	Parting inserts / plug-in dividers "DIVIPRINT"
050.250	551 x 100 x 100
050.251	351 x 100 x 100
050.252	255 x 100 x 100

Parting inserts WEZ

Pluggable inserts for the individual container subdivision
Thickness: 3 mm



In compliance with ESD standard DIN EN 61340-5-1

dpv*link* 15057

Article	Abmessung LxH [mm]
	Parting inserts WEZ
2610.003.992	258 x 100 / 258100
3610.003.992	358 x 100 / 358100
5610.003.992	358 x 200 / 558100
3620.003.992	558 x 100 / 358100
5620.003.992	558 x 200 / 558200

PCB holders ESD

Plug-in boards (round knobs)



PCBs of every size are safely held in the plug-in / knobbed board, electrostatically conductive volume, knobs: round Ø 16 x 6 mm, max. PCB thickness 1.6 mm

In compliance with ESD standard DIN EN 61340-5-1

dpv*link* 3696

Article	Type
053211	**Plug-in board (knobbed)** External dimensions: 357 x 257 x 14 mm, Color: black / dissipative

Plug-in boards (square knobs)

PCBs of every sizes are safely held in the plug-in / knobbed board, electrostatically volume conductive, black,

In compliance with ESD standard DIN EN 61340-5-1

dpv*link* 3703

Article	Type
053210	**Plug-in board (knobbed)** Dimensions: 352 x 252 x 15 mm, Knobs: 8 x 8 x 6 mm, max PCB thickness 1.7 mm
053212	**Plug-in board (knobbed)** External dimensions: 557 x 357 x 22 mm, Knobs: 14 x 14 x 8 mm, max. PCB thickness 2.5 mm
053212-1	**Handle, stainless for plug-in board**

L-profile PCB holder



Simple, functional PCB holder for storage, transport and supply of equipped or un-equipped PCBs

In compliance with ESD standard DIN EN 61340-5-1

Number of grooves:	25
Groove spacing:	10 mm
max. PCB thickness:	3.2 mm size 1 / 2.4 mm size 2

dpv*link* 3866

Article	Type
052.725	**L-profile holder size 1 / small** 208 x 272 x 93 mm / DxWxH
052.730	**L-profile holder size 2 / large** 355 x 268 x 128 mm / DxWxH

DPV ELEKTRONIK
Weitere Artikel finden Sie unter www.dpv-elektronik.eu

PCB holder made of PE foam

PCB holder made of permanently dissipative PE foam;
25 grooves, groove width 3 mm, groove depth 12 mm; 2 sloped corners

In compliance with ESD standard DIN EN 61340-5-1

dpv*link* 14625

Article	Type
4550.25.0255.LP	**PCB holder made of PE foam** Dimensions: 355 x 255 x 25 mm

PCB holder "tray type 760 and 761"



PCB holder "tray type 760 and 761"
Ideal for the transport and storage for different PCBs.
Temperature resistance up to 85°C

In compliance with ESD standard DIN EN 61340-5-1

dpv*link* 12975

Article	Type
052.760	**PCB holder "tray type 760"** Dimensions: 175 x 500 mm, 20 rows / grid 18.75 mm Max. PCB thickness 3.0 mm, groove depth 8 mm Weight: 0.7 kg
052.761	**PCB holder "tray type 761"** Dimensions: 215 x 582 mm, 20 rows / grid 25 mm Max. PCB thickness 3.0 mm, groove depth 8 mm Weight: 1.2 kg

PCB holder "tray type 750 SMT and 751"

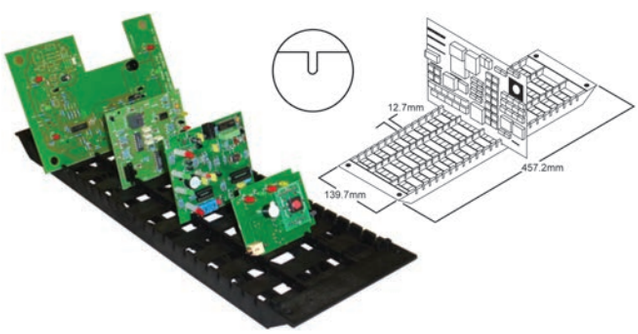

PCB holder "tray type 750 SMT and 751"
Ideal for the transport and storage of different PCBs.
Temperature resistance type 750 SMT up to 85°C
Temperature resistance type 751 up to 135°C

In compliance with ESD standard DIN EN 61340-5-1

dpv*link* 13022

Article	Type
052.750.SMT	**PCB holder "tray type 750 SMT"** Dimensions: 140 x 457 mm, 30 rows / grid 12,5 mm Max. PCB thickness 1.9 mm, groove depth 3.75 mm Weight: 0.4 kg
052.751	**PCB holder "tray type 751"** Dimensions: 140 x 457 mm, 25 rows / grid 15.6 mm Max. PCB thickness 3 mm, groove depth 7.5 mm Weight: 0.4 kg

PCB holders cab

electrostatically conductive, an exemplary concept: well thought out, flexible and complete



These PCB holders are used in the production, in test fields and in the storage. They can be equipped as well when standing vertically as lying horizontally. The width is completely variable and the system can be assembled for all PCB sizes according to the individual requirements.

- **Handles**
  They facilitate the transport and especially the removal of the PCB holders out of the transport boxes. For saving space in the height they are retractable.
- **Clamp**
  It can be mounted on the side of every PCB holder. The clamp serves to fix accompanying documents like parts lists and order forms.
- **Bearing rail**
  It serves to support heavy and large PCB and protects them from slipping down while being transported.
- **Profile rail**
  It is made of aluminium extruded profile and is available with every requested length.
- **Partitions**
  The double-walled partitions are extremely stable and torsion-resistant due to the sandwich structure.
- **Free space**
  For preventing damages of protruding components the bearing edge lies 17 mm above the table surface.

Quick and simple assembly

Quick and easy adjustment due to external adjustment grooves lying 0.4 mm above the surface.

Transport container

The PCB holder can be used for the transport in Euro containers 600 x 400 mm or 400 mm x 300 mm.

The retractable handles facilitate the insertion and removal.

Stable and torsion-resistant

The partitions are extremely stable due to the double-walled structure. In addition, in case of mechanical and thermal load, the partitions can be stiffened by a metal tube.

Standing vertically

Equipped PCBs must be stored horizontally before soldering. For this purpose, the PCBs be placed vertically.

Groove lock

For preventing damages of the components while inserting the PCBs into the magazine the grooves can be blocked by groove locks.

Technical data partition 100 / 180 / 300:

Number guide slots:	32
Spacing guide slots:	10 mm
Material:	Polypropylene
Color:	Black
Continuous use temperature:	70°C

After aging no diminution of the conductivity, chemical and UV resistance excellent.

Version conductive = electrostatically volume conductive
In compliance with ESD standard DIN EN 61340-5-1

Partition wall	Slot width	Slot depth	PCB spacing	Max. equipment
100	2.8 mm	2.0 mm	10 mm	32 PCBs
180	4.0 mm	2.5 mm	10 mm	32 PCBs
300	3.5 mm	2.5 mm	10 mm	32 PCBs

The length of the profile (dimension X) is calculated according to the indications below.
Dimension D = PCB width
Dimension X = length of profile rail

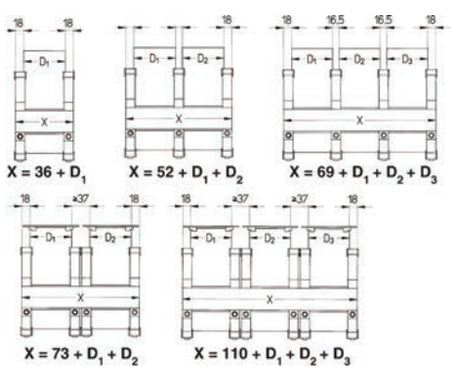

Partition 100

dpv*link* 4285

Article	Type
8910050	**Partition 100** 359 x 100 x 20 mm, PCB insertion depth 83 mm
8910102	**Partition 100, reinforced**
8913913	**Partition 100, with holes for groove lock**

Partition 180

dpv*link* 4288

Article	Type
8910060	**Partition 180, with holes for groove lock** 359 x 180 x 21 mm, PCB insertion depth 163 mm
8910104	**Partition 180, with holes for groove lock**

Partition 300

dpv*link* 4292

Article	Type
8912049	**Partition 300** 357 x 303 x 20 mm, PCB insertion depth 285 mm
8913914	**Partition 300, with holes for groove lock**

Carrying handles 100, 180 / 300

dpv*link* 4609

Article	Type
8912007	**Carrying handle for partition 100** 1 Set = 2 handles, 8 screws
8910097	**Carrying handle for partition 180 / 300** 1 Set = 2 handles, 8 screws

Profile rails

dpv*link* 4612

Article	Type
8910252	**Profile rail, length 252 mm** suitable for Euro containers 400 x 300 mm
8910547	**Profile rail, length 547 mm** suitable for Euro containers 600 x 400 mm
8911000	**Profile rail, length 1000 mm**
8912000	**Profile rail, length 2000 mm**
891xxxx	**Profile rail, xxxx mm long** Customized length in mm

Bearing rails 100, 180, 300

dpv*link* 4618

Article	Type
8912004	**Bearing rails for partition 100**
8912005	**Bearing rails for partition 180**
8912006	**Bearing rails for partition 300**

DPV ELEKTRONIK
Weitere Artikel finden Sie unter www.dpv-elektronik.eu

Positioning stripes 10, 20, 30

dpv*link* 4622

Article	Type
8910013	**Positioning stripes 20 (1 sheet = 12 stripes)**

Clamp with mounting screws

dpv*link* 5896

Article	Type
8910009	Clamp with screws

Slot lock for partitions 100, 180, 300

(suitable for partitions with holes for groove locks)

dpv*link* 5926

Article	Type
8913916	Groove lock 1, single (Pack = 100 pcs)
8913917	Groove lock 2, double (Pack = 100 pcs)

Test set 100 / 180 / 300

Order without any risk with 8 days right of return.
Our service for your safe decision

Test set 100

e.g. for PCBs with 100 mm width
Scope of delivery:
- 4 partitions 100
- 2 profile rails 369 mm
- 1 clamp

dpv*link* 4626

Article	Type
8910063	PCB Test set 100

Test set 180

e.g. for PCBs with 100 mm with
Scope or delivery:
- 4 partitions 180
- 2 profile rails 369 mm
- 1 clamp
- 1 set of handles

dpv*link* 4628

Article	Type
8910064	PCB holder test set 180

Test set 300



e.g. for PCBs with 233.4 mm width
Scope of delivery:
- 2 partitions 300
- 4 profile rails 269 mm
- 1 clamp
- 1 set of handles

dpv*link* 4630

Article	Type
8910065	PCB holder test set 300

PCB holder system UTZ

Slotted walls one-sided system UTZ



Technical data:

Distance between guide slots:	10 mm
Material:	Black polypropylene

electrostatically volume conductive

In compliance with ESD standard DIN EN 61340-5-1

dpv*link* 4714

Article	Type
	Slotted walls one-sided system UTZ
3-879-123.EL	**Slotted wall 352 x 95 x 30 mm** 33 slots, slot depth 2 mm
3-883-123.EL	**Slotted wall 352 x 190 x 30 mm** 33 slots, slot depth 2 mm

Guide rail system UTZ slot

Screws (M4x10), (4 pieces per slotted wall)
NOT included

dpv*link* 4730

Article	Type
	Guide rail system UTZ slot
3-080-876	**Guide rail** 252 x 78 mm, adjustable with slot
3-080-875	**Guide rail** 352 x 78 mm, adjustable with slot
3-080-874	**Guide rail** 552 x 78 mm, adjustable with slot

PCB holder WEZRack series 100

PCB holder WEZRack Series 100

Slotted wall 1-300

Slot numbers:	20
Slot width/depth:	3.5 / 2.5 mm
Slot pitch:	10.16 mm

Slotted wall 1-400

Slot numbers:	30
Slot width/depth:	3.5 / 2.5 mm
Slot pitch:	10.16 mm

electrostatically volume conductive

In compliance with ESD standard DIN EN 61340-5-1

dpv*link* 4743

Article	Type
	PCB holder WEZRack Series 100
2510.000.992	**Slotted wall 1-300 (pair)** 255 x 82 x 13.5 mm
3510.000.992	**Slotted wall 1-400 (pair)** 355 x 82 x 13.5 mm
9980.149.156	**Profile rail 1-156** Length = 156 mm
9980.149.256	**Profile rail 1-256** Length = 256 mm
9980.149.356	**Profile rail 1-356** Length = 356 mm
9980.149.556	**Profile rail 1-556** Length = 556 mm
9980.149.XXX	**Profile rail 1-XXX** Length ..... customer-specific
9980.152.000	**Slot lock (Pack = 100 pcs)**

PCB holder WEZRack series 180

Simple and safe system for PCB handling in the production, in the storage and for the transport. Modular design fits in Euro containers. Individually configurable for the different practical needs.

Electrostatically volume conductive

In compliance with ESD standard DIN EN 61340-5-1

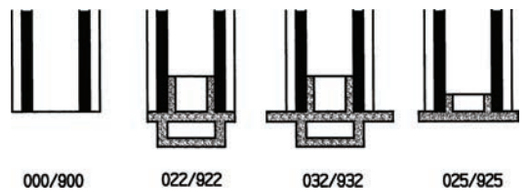

Open slots or base stop?
The slotted walls of the series 180 are available with open or closed slot ends.
Versions 000 / 900 open slots for pushing through
Versions 022 922 base stop 22, support width = 2.5 mm
Versions 032 / 932 base stop 32, support width = 7.5 mm
Versions 025 / 925 base stop 25, support width = 4.0 mm

Slotted wall 300 / 322

Slotted wall 300

Slot number:	20
Slot depth:	2.5 mm
Slot width:	3.5 mm
Slot pitch:	10.16 mm

dpv*link* 4760

Article	Type
2518.000.992	**Slotted wall 300** 255 x 180 x 22 mm, without base stop
2518.900.992	**Slotted wall 300 reinforced** 255 x 180 x 22 mm, without base stop with aluminum reinforcement
2518.022.992	**Slotted wall 322** 255 x 180 x 22 mm, with base stop 22
2518.922.992	**Slotted wall 322 reinforced** 255 x 180 x 22 mm, with base stop 22 with aluminum reinforcement

Double slotted wall 300 / 322

dpv*link* 4770

Article	Type
2534.000.992	**Double slotted wall 300** 255 x 345 x 22 mm, without base stop
2534.900.992	**Double slotted wall 300 reinforced** 255 x 345 x 22 mm, without base stop with aluminum reinforcement
2534.022.992	**Double slotted wall 322** 255 x 345 x 22 mm, with base stop 22
2534.922.992	**Double slotted wall 322 reinforced** 255 x 345 x 22 mm, with base stop 22 with aluminum reinforcement

Weitere Artikel finden Sie unter www.dpv-elektronik.eu

Slotted wall 400 / 422 / 432

Slotted wall 400 / 422 / 432

Slot number:	30
Slot width:	3.5 mm
Slot depth:	2.5 mm
Slot pitch:	10.16 mm

dpv*link* 4775

Article	Type
3518.000.992	**Slotted wall 400** 355 x 180 x 22 mm, without base stop
3518.900.992	**Slotted wall 400 reinforced** 355 x 180 x 22 mm, without base stop with aluminum reinforcement
3518.022.992	**Slotted wall 422** 355 x 180 x 22 mm, with base stop 22
3518.922.992	**Slotted wall 422 reinforced** 355 x 180 x 22 mm, with base stop 22 with aluminum reinforcement
3518.032.992	**Slotted wall 432** 355 x 180 x 32 mm, with base stop 32
3518.932.992	**Slotted wall 432 reinforced** 355 x 180 x 32 mm, with base stop 32 with aluminum reinforcement

Double slotted wall 400 / 422 / 432

dpv*link* 4782

Article	Type
3535.000.992	**Double slotted wall 400** 355 x 345 x 22 mm, without base stop
3535.900.992	**Double slotted wall 400 reinforced** 355 x 345 x 32 mm, without base stopp with aluminum reinforcement
3535.022.992	**Double slotted wall 422** 355 x 345 x 22 mm, with base stop 22
3535.922.992	**Double slotted wall 422 reinforced** 355 x 345 x 32 mm, wtih base stop 22 with aluminum reinforcement
3535.032.992	**Double slotted wall 432** 355 x 345 x 32 mm, with base stop 32
3535.932.992	**Double slotted wall 432 reinforced** 355 x 345 x 32 mm, with base stop 32 with aluminum reinforcement

Slotted wall 600 / 625

Slotted wall 600

Slot number:	49
Slot width:	3.5 mm
Slot depth:	2.5 mm
Slot pitch:	10.16 mm

dpv*link* 4789

Article	Type
5518.000.992	**Slotted wall 600 reinforced** 555 x 180 x 22 mm, without base stop
5518.025.992	**Slotted wall 625 reinforced** 550 x 180 x 25 mm, with base stop 25

Double slotted wall 600 / 625

dpv*link* 4792

Article	Type
5535.000.992	**Double slotted wall 600** 555 x 345 x 22 mm, without base stop
5535.900.992	**Double slotted wall 600 reinforced** 550 x 345 x 25 mm, without base stop with aluminum reinforcement
5535.025.992	**Double slotted wall 625** 550 x 345 x 25 mm, with base stop 25
5535.925.992	**Double slotted wall 625 reinforced** 550 x 345 x 25 mm, with base stop 25 with aluminum reinforcement

Aluminium rack profile rails series 180

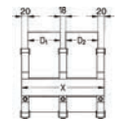

Length calculation $X = 58 + D_1 + D_2$

dpv*link* 4797

Article	Type
	Aluminium rack profile rails series 180
9980.074.256	**Profile rail, length = 256 mm**
9980.074.356	**Profile rail, length = 356 mm**
9980.074.556	**Profile rail, length = 556 mm**
9980.074.XXX	**Profile rail** Length... customer-specific

Accessories for WEZ Rack series 180

dpv*link* 4803

Article	Type
	Accessories for WEZ Rack series 180
9980.076.000	Slot lock (Pack = 100 pcs)
9980.077.000	Handle 230 x 8 mm

PCB holders WEZ Printorama

A versatile and universal frame system as tool for the production, storage and the transport of PCBs, electrostatically volume conductive

In compliance with ESD standard DIN EN 61340-5-1

The system includes the following basic versions:

Printorama Secondo 400 x 300

The extremely flexible frame system in a modular design principle. The Secondo frame consists of 4 Printorama partitions (minus distance) and 4 secondo corners, fit in Euro containers of the same size, starting at a height of 133 mm, for PCBs of up to max. 335 or 535 mm in width, groove length = 100 mm, groove depth = 3 mm, available in 3 combinations.

		4310.100	4310.130	4310.140
Groove width	Series 400 side	2.5 mm	2.5 mm	3.5 mm
	Series 300 side	2.5 mm	3.5 mm	2.5 mm
Pitch	Series 400 side	5.08 mm	5.08 mm	15.24 mm
	Series 300 side	5.08 mm	15.24 mm	5.08 mm

Printorama secondo 400 x 300 internal dimensions: 335 x 235 x 98 mm

dpv*link* 4828

Article	Type
4310.100.992	**Printorama Secondo 400 x 300 type 1** all sides P = 5.08 mm, standard

Printorama Secondo 600 x 400

		6410.100	6410.140	6410.160
Groove width	Series 600 side	2.5 mm	2.5 mm	3.5 mm
	Series 400 side	2.5 mm	3.5 mm	2.5 mm
Pitch	Series 600 side	5.08 mm	5.08 mm	15.24 mm
	Series 400 side	5.08 mm	15.24 mm	5.08 mm

Printorama Secondo 600 x 400 internal dimensions: 535 x 335 x 98 mm

dpv*link* 4834

Article	Type
6410.100.992	**Printorama Secondo 600 x 400 type 1** all sides P = 5.08 mm, standard
9980.035.000	**Secondo corner unmounted** 17 x 17 x 105 mm
9980.054.994	**Secondo FIX (10 pieces)** for the fixed connection of the partition walls with the Secondo frame

- Measurement charts available on request -

Printorama partition system



All frame systems of the Printorama range can be subdivided with the partition walls.
The solid (aluminum-reinforced) partition wall ensures the stability that is essential for transport safety.
For setting a PCB dimension neither is a tool needed, nor must the frame be removed of the container.
In compliance with ESD standard DIN EN 61340-5-1

Partition walls to subdivide the Printorama system, each available longitudinal and transverse, in 3 lengths (300 / 400 / 600) for a reliable mounting of your PCBs.



Die Zwischenwände weisen einen unterschiedlich versetzten Einschubkamm auf (⊕ ○ ⊖).
Dies gewährleistet einen minimalen Unterteilungsraster von 1,7 mm.

For the mounting of the Printorama you can choose between U-clip (metal clip) and nylatch spreader fastener.

Nylatch-Speizverschluß

U-Clip (Metallklammer)

Standard pitch P:	5,08 mm
Groove width:	2,50 mm
Groove depth:	3.00 mm

Available for all types (300, 400 and 600)

Partition wall 300 standard

235 x 100 x 10 mm
Groove width 2.5 mm, groove depth 3 mm

dpv*link* 4847

Article	Type
2310.100.992	**Partition wall 300 standard** P = 5.08 mm normal distance (+/-0)
2310.110.992	**Partition wall 300 standard** P = 5.08 mm plus distance (+1.7 mm)
2310.120.992	**Partition wall 300 standard** P = 5.08 mm minus distance (-1.7 mm)

Partition wall 400 standard

335 x 100 x 10 mm
Groove width 2.5 mm, groove depth 3 mm

dpv*link* 4855

Article	Type
3310.100.992	**Partition wall 400 standard** P = 5.08 mm normal distance (+/-0)
3310.110.992	**Partition wall 400 standard** P = 5.08 mm plus distance (+1.7 mm)
3310.120.992	**Partition wall 400 standard** P = 5.08 mm minus distance (-1.7 mm)

Partition wall 600 standard

535 x 100 x 10 mm
Groove width 2.5 mm, groove depth 3 mm

dpv*link* 4863

Article	Type
5310.100.992	**Partition wall 600 standard** P = 5.08 mm normal distance (+/-0)
5310.110.992	**Partition wall 600 standard** P = 5.08 mm plus distance (+1.7 mm)
5310.120.992	**Partition wall 600 standard** P = 5.08 mm minus distance (-1.7 mm)

DPV ELEKTRONIK
Weitere Artikel finden Sie unter www.dpv-elektronik.eu

PCB magazine series 600 / 700 / 800

Series 600 - Width adjustment by screw clamp

By releasing the four screw clamps the width of the PCB magazines of the series 600 can be changed. The cost-effective version allows to push the movable sidewalls to the required PCB width.

Series 700 - width adjustment by toothed belt

The magazines of the series 700 can be adjusted to the required width within seconds

Series 800 - fully automatic width adjustment

The width adjustment of the series Serie 800 is fully automatic in connection with unloaders.
For further information see dpv*link* 22506

Figure series 700

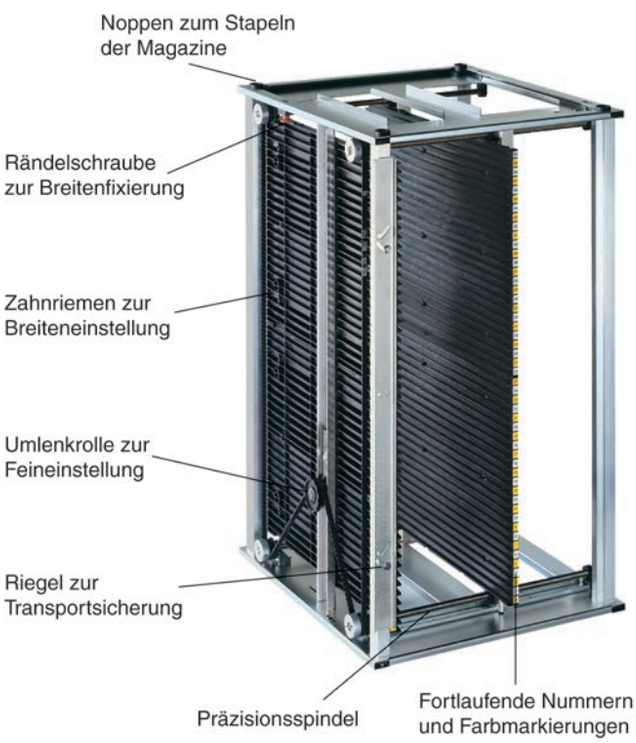

Version conductive = electrostatically volume conductive
In compliance with ESD standard DIN EN 61340-5-1

The most important features:

- Heat resistance of polystyrene (PS) partitions up to 60°C / 50°C (insertions/environment)
- Heat resistance of plastic partitions up to 130°C / 100°C (insertions/environment) series 600 and 130°C / 80°C (insertions/environment) series 700 / 800
- Precise and quick setting on the PCB width (700 series)
- Captive transport lock to protect the PCBs
- Sequential numbers on the PCB guides facilitate the manual insertion
- Stackable
- Largest variety, measure compatible to existing systems
- Reversible for PCBs equipped on both sides

Adjustment to the PCB width series 700

The PCB is held between the PCB guides. By pulling the toothed belt you adjust the spacing of the sidewall. The fine adjustment is made with the deflection pulley. Only one knurled screw clamps the toothed belt and secures the movable sidewall.

Safe guidance

The guide slots are funnel-shaped at each end in order to ensure safe insertion of PCBs. The stuck positioning stripes with yellow color markings indicate the exact placement position and prevent that the PCBs are obliquely inserted by hand.



Magazin verriegelt *Magazin entriegelt*

Transport lock

For securing the PCB, safety bars are mounted by default on the front and back of the fixed sidewall.
The helical guide allows the safety bar to fall automatically into the locking position due to its own weight. For opening the transport lock the bar is moved outward until it clicks.

Stackable

There are four knobs at the top of the magazine used to stack the magazines in a space-saving and safe way.

Reversible

By the vertical symmetry the magazines can be placed upside down for handling PCB equipped on both sides. The standing knobs can be removed for this purpose.



Many standard types

The PCB magazines are available in various standard sizes. The different types correspond to the commonly used magazine sizes on the market.

Partly assembled

The magazine is delivered as a set consisting of a set of baseplates and a set of partitions. The final assembly is done by the customer.

Assembled

The magazine is supplied in assembled condition.

Technical data:

Material	Polystyrene, conductive, black Metal, conductive, silver
Surface resistance	10^8 - 10^9 ohm
Continuous use temperature series 600 (Insertions/environment)	100°C / 80°C plastic 200°C / 100°C metal
Continuous use temperature series 700 (Insertions/environment)	100°C / 80°C plastic 200°C / 100°C metal

(D) = PCB width
(C) = max. PCB length
L = Magazine depth
W = Magazine width
H = Magazine height
A = Outer edge magazine with PCB guide
(B) = Lower edge magazine up to PCB guide
(B)' = Top edge magazine up to PCB guide
g = Weight kg

DIMS mm	601 / 701	602 / 702	603 / 703	704	705 / 715	706 / 716	707 / 717	708 / 718
D	10-250	10-250	10-310	10-330	10-310	10-390	10-460	10 400
C	342	387	387	447	522	522	522	522
L	355	400	400	460	535	535	535	535
W	320	320	380	400	380	460	530	470
H	563	563	563	563	570 / 563	570 / 563	570 / 563	570 / 563
A	34	34	34	34	34	34	34	34
B	34	34	34	34	41 / 34	41 / 34	41 / 34	41 / 34
B`	34	34	34	34	34	34	34	34
g	5.3	5.4	6.0	7.8	8.3	9.1	9.3	9.2

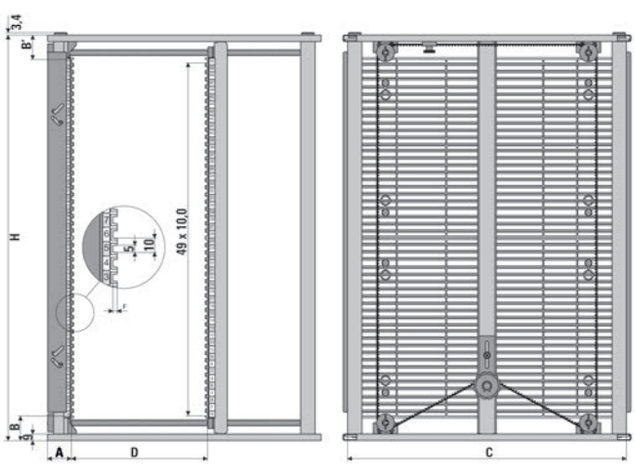

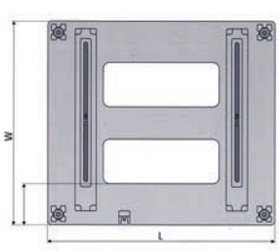

PCB magazines series 600 PS/PC partially assembled

Series 600 PC - width adjustment with screw clamp
Partition (PS) heat resistance: 60°C insertions, 50°C environment

Partition (PC) heat resistance: 130°C insertions, 100°C environment

dpv*link* 5908

Article	Type	PCB width	PCB length
	PCB magazines series 600 PS/PC partially assembled		
8917601	PCB magazine 601.1 PS, partially assembled	40 - 250 mm	342 mm
8917602	PCB magazine 602.1 PS	40 - 250 mm	387 mm
8917603	PCB magazine 603.1 PS	40 - 310 mm	387 mm
8916601	PCB magazine 601.2 PC	40 - 250 mm	342 mm
8916602	PCB magazine 602.2 PC	40 - 250 mm	387 mm
8916603	PCB magazine 603.2 PC	40 - 310 mm	387 mm

PCB magazine series 600 M fully assembled

Series 600 - width adjustment with screw clamp
Partition made of metal, heat resistance: 200°C insertions, 200°C environment

dpv*link* 9811

Article	Type	PCB width	PCB length
	PCB magazine series 600 M fully assembled		
8915601	PCB magazine 601.3 M	40 - 250 mm	342 mm
8915602	PCB magazine 602.3 M	40 - 250 mm	387 mm
8915603	PCB magazines 603.3 M	40 - 310 mm	387 mm

PCB magazine series 700 PS/PC partially assembled

Series 700 PS/PC - width setting with toothed belt
Partition (PS), heat resistance: 60°C insertion, 50°C environment
Partition (PC), heat resistance: 130°C insertion, 80°C environment

dpv*link* 5912

Article	Type	PCB width	PCB length
	PCB magazine series 700 PS/PC partially assembled		
8917701	PCB magazine 701.1 PS	40 - 250 mm	342 mm
8917702	PCB magazine 702.1 PS	40 - 250 mm	387 mm
8917703	PCB magazine 703.1 PS	40 - 310 mm	387 mm
8917704	PCB magazine 704.1 PS	10 - 330 mm	447 mm
8916701	PCB magazine 701.2 PC	40 - 250 mm	342 mm
8916702	PCB magazine 702.2 PC	40 - 250 mm	387 mm
8916703	PCB magazine 703.2 PC	40 - 310 mm	387 mm
8916704	PCB magazine 704.2 PC	10 - 330 mm	447 mm
8916716	PCB magazine 716.2 PC	10 - 390 mm	522 mm
8916717	PCB magazine 717.2 PC	10 - 460 mm	522 mm

PCB magazine series 700 M fully assembled

Series 700 M - width adjustment with toothed belt
Partition made of metal, heat resistance: 200°C insertion, 100°C environment

dpv*link* 9815

Article	Type	PCB width	PCB length
	PCB magazine series 700 M fully assembled		
8915701	PCB magazine 701.3 M	40 - 250 mm	342 mm
8915702	PCB magazine 702.3 M	40 - 250 mm	387 mm
8915703	PCB magazine 703.3 M	40 - 310 mm	387 mm
8915704	PCB magazine 704.3 M	10 - 330 mm	447 mm
8915716	PCB magazine 716.3 M	10 - 390 mm	522 mm

Assembly magazine series 600 / 700

dpv*link* 5929

Article	Type
8913070.MON	**Magazine series 600 / 700** Delivery fully assembled

DPV ELEKTRONIK
Weitere Artikel finden Sie unter www.dpv-elektronik.eu

PCB magazines series 800 PC partially assembled



- PCB magazines of **polycarbonate (PC)**
- Variable width adjustment with toothed belt
- motorized with **clutch disk** or by hand
- for manual or **automatic width adjustment**
- Heat resistance: 130°C insertions, 80°C environment
- **partially assembled;** therefore space-saving shipping possible

Automatic operation:
When inserting the magazine into the loader, a wedge moves a bar outwards. When removing the magazine, the slot is locked again.

Manual operation:
During the manual operation the bar is moved outwards when lifted and locks in the upper position. When lifted again, the slots are locked.

Article number	External dimensions			Printed circuit board		
	L mm	W mm	H mm	Width min. mm	Width max. mm	Length max. mm
8918801	355	320	563	40	250	342
8918802	400	320	563	40	250	387
8916745	400	380	563	40	310	387
8918804	460	500	563	10	330	447
8916816	535	460	563	10	390	522
8916817	535	530	563	10	460	522

dpv*link* 22355

Article	Type	PCB width	PCB length
	PCB magazines series 800 PC partially assembled		
8918801	PCB magazine 801.2 PC	40 - 250 mm	342 mm
8918802	PCB magazine 802.2 PC	40 - 250 mm	387 mm
8916745	PCB magazine 803.2 PC	40 - 310 mm	387 mm
8918804	PCB magazine 804.2 PC	10 - 330 mm	447 mm
8916815	PCB magazine 815.2 PC	10 - 310 mm	522 mm
8916816	PCB magazine 816.2 PC	10 - 390 mm	522 mm
8916817	PCB magazine 817.2 PC	10 - 460 mm	522 mm

PCB magazines series 800 PS partially assembled

- PCB magazines of **polystyrene (PS)**
- Variable width adjustment with toothed belt
- motorized with **clutch disk** or by hand
- for manual or **automatic width adjustment**
- Heat resistance: 60°C insertions, 50°C environment
- **partially assembled;** therefore space-saving shipping possible

Article number	External dimensions			Printed circuit board		
	L mm	W mm	H mm	Width min. mm	Width max. mm	Length max. mm
8919801	355	320	563	40	250	342
8919802	400	320	563	40	250	387
8919803	400	380	563	40	310	387
8919804	460	400	563	10	330	447

dpv*link* 22506

Article	Type	PCB width	PCB length
	PCB magazines series 800 PS partially assembled		
8919801	PCB magazine 801.1 PS	40 - 250 mm	342 mm
8919802	PCB magazine 802.1 PS	40 - 250 mm	387 mm
8919803	PCB magazine 803.1 PS	40 - 310 mm	387 mm
8919804	PCB magazine 804.1 PS	10 - 330 mm	447 mm

PCB magazines series 800 M fully assembled

- PCB magazines of **metal (M)**
- Variable width adjustment with toothed belt
- motorized with **clutch disk** or by hand
- for manual or **automatic width adjustment**
- Heat resistance: 200°C insertions, 100°C environment
- expeditiously **fully assembled**

dpv*link* 22357

Article	Type	PCB width	PCB length
	PCB magazines series 800 M fully assembled		
8915801	PCB magazine 801.3 M	40 - 250 mm	342 mm
8916740	PCB magazine 802.3 M	40 - 250 mm	387 mm
8915803	PCB magazine 803.3 M	40 - 310 mm	387 mm
8915804	PCB magazine 804.3 M	10 - 330 mm	447 mm
8915816	PCB magazine 816.3 M	10 - 390 mm	522 mm
8915817	PCB magazine 817.3 M	10 - 460 mm	522 mm

Accessories for cab PCB magazines of series 600, 700 and 800

dpv*link* 22468

Article	Type	PU
8916571	Slot lock 1-fold for PCB magazines	100 piece
8916575	Slot lock 5-fold for PCB magazines	20 piece
8913416	Bracket for accompanying documents	1 piece
8916411	ESD Protective cover 601/701/801	10 piece
8916412	ESD Protective cover 602/702/802	10 piece
8916413	ESD Protective cover 603/703/803	10 piece
8916414	ESD Protective cover 704/804	10 piece
8916416	ESD Protective cover 706/716/806/816	10 piece
8916417	ESD Protective cover 707/717/807/817	10 piece

PCB magazine Quickfill



- Stable and robust plastic construction with metal reinforcement
- Compatible with the common placement machines
- Reliable fixation of set PCB widths
- No abrasion of moving parts
- Capacity for 50 PCBs
- Plastic parts: conductive PS (temperature-resistant up to 60°C) or conductive ABS/PC (temperature-resistant up to 110°C)
- Top/base: galvanized steel
- electrostatically dissipative
- Groove width: 5 mm
- Groove depth: 3.5 mm
- Groove pitch: 10 mm
- Delivery: disassembled, packed in box with assembly instructions

PCB magazine Quickfill with screw clamp

dpv*link* 15098

Article	Type
152.3060	**Quickfill magazine PS-3060** Dimensions 400 x 460 x 563 mm (W x D x H) PCB width 100 - 310 mm temperature-resistant up to max 60°C
152.1120	**Quickfill magazine ABS-1120** Dimensions 400 x 460 x 563 mm (W x D x H) PCB width 50 - 300 mm **temperature-resistant up to max. 110°C**

PCB magazine Quickfill with quick-clamping adjustment

dpv*link* 15102

Article	Type
152.4060	**Quickfill magazine PS-4060** Dimensions 320 x 355 x 563 mm (W x D x H) PCB width 50 - 250 mm temperature-resistant up to max 60°C
152.6060	**Quickfill magazine PS-6060** Dimensions 400 x 460 x 563 mm (W x D x H) PCB width 100 - 310 mm temperature-resistant up to max 60°C
152.7060	**Quickfill magazine PS-7060** Dimensions 460 x 535 x 570 mm (W x D x H) PCB width 50 - 390 mm temperature-resistant up to max 60°C
152.2120	**Quickfill magazine ABS-2120** Dimensions 320 x 355 x 563 mm (W x D x H) PCB width 50 - 250 mm **temperature-resistant up to max 110°C**
152.3020	**Quickfill magazine ABS-3020** Dimensions 460 x 535 x 570 mm (W x D x H) PCB width 50 - 390 mm **temperature-resistant up to max 110°C**

DPV Transport trolleys

Transport trolley type 500 ABS

Suitable for Euro containers 600 x 400 mm and 400 x 300 mm

In compliance with ESD standard DIN EN 61340-5-1

Very stable conductive ABS black plastic frame. High load capacity. High quality, maintenance-free wheel equipment. 4 smooth-running swivel castors, non-marking with conductive thermoplastic wheel (Ø 75 mm or Ø 100 mm). Forks and screw connections galvanized.
Internal dimensions: 605 x 405 mm. Profile height inside 20 mm.

The frame profile includes the external edges of the container

Stacking trolley

for up to 15 transport trolleys. 4 ESD swivel castors, with rubber wheels

Pull rod for transport trolley type 500 / type 600
bright galvanized

dpv*link* 6790

Article	Ausführung
5391.500	**Transport trolley type 500 ABS** 4 swivel castors ESD Ø 75 mm, Loading capacity max.: 200 kg, external dimension: 620 x 420 x 140 mm.
5391.501	**Transport trolley type 501 ABS** 4 swivel castors ESD Ø 75 mm (2x with lock), payload max.: 200 kg, dimensions: 620 x 420 x 140 mm outside.
5391.510	**Transport trolley type 510 ABS** 4 swivel castors ESD Ø 100 mm, Loading capacity max.: 250 kg, external dimension: 620 x 420 x 175 mm.
5391.511	**Transport trolley type 511 ABS** 4 swivel castors ESD Ø 100 mm (2x with lock), payload max.: 250 kg, dimensions: 620 x 420 x 175 mm outside.
5391.535.ZS5	**Pull rod for type 500 / type 600**
5391.536	**Stacking trolley ESD for type 500**

Transport trolley type 600 ABS

Transport trolley of conductive ABS, black

- **very stable plastic frame**
- suitable for Euro container 600 x 400 mm and 400 x 300 mm
- Load capacity up to max. 200 kg
- External dimensions: 581 x 381 x 131 mm
- first-class, maintenance-free wheel equipment

In compliance with ESD standard DIN EN 61340-5-1

The frame profile comprises the container stacking edges

Stacking trolley

for up to 15 transport trolleys. 4 ESD swivel castors, with rubber wheels

Pull rod for transport trolley type 500 / type 600, glossy chromed

Article no. 5391.535.ZS5

dpv*link* 17478

Article	Ausführung
5391.600	**Transport trolley type 600 ABS** 4 swivel castors ESD Ø 75 mm, load max. 200 kg, dimensions: 581 x 381 x 131 mm outside
5391.601	**Transport trolley type 601 ABS** 4 swivel castors ESD Ø 75 mm (2x with lock), payload max.: 200 kg, dimensions: 581 x 381 x 131 mm outside.
5391.610	**Transport trolley type 610 ABS** 4 swivel castors ESD Ø 100 mm, load max. 200 kg, dimensions: 581 x 379 x 158 mm outside
5391.611	**Transport trolley type 611 ABS** 4 swivel castors ESD Ø 100 mm (2x with lock), payload max.: 200 kg, dimensions: 581 x 379 x 158 mm outside.
5391.636	**Stacking trolley ESD for type 600**

Transport trolley type 100

Transport trolley type 100 – suitable for Euro containers, transport containers and PCB magazines.

Galvanized metal construction, 4 swivel castors, solid rubber, black conductive, Ø 100 mm, smooth rolling, load capacity 150-200 kg

Version trolley non-marking / ELS: wheel body made of polypropylene, equipped with thermoplastic, non-marking rubber tread, electrically conductive.

In compliance with ESD standard DIN EN 61340-5-1

Pull rod for transport trolley type 100/101,
bright galvanized (article no. 5390.100.ZS1)

The **transport trolley type 100** is available in different versions. A difference is made between the standard castors, that may leave contact marks on the floor, and the non-marking castors, equipped with a thermoplastic, non-marking rubber tread.

Both castor types are **optionally** also availabe **with locks**. Two of the 4 swivel castors are equipped with locks.

Transport-Rolli Typ 100 ohne Feststeller

without lock/brake

dpv*link* 1906

Article	Type	D [mm]	W [mm]	Payload
5390.100.3	Trolley	410	610	200 kg
5390.100.3.ELS	Trolley non-marking	410	610	200 kg
5390.100.74	Trolley	410	710	180 kg
5390.100.74.ELS	Trolley non-marking	410	710	180 kg
5390.100.84	Trolley	410	810	150 kg
5390.100.84.ELS	Trolley non-marking	410	810	150 kg
	Accessories			
5390.100.ZS1	Pull rod			

Transport trolley type 101 with lock

with brake/lock

dpv*link* 18028

Article	Type	D [mm]	W [mm]	Payload
5390.101.64	Trolley with lock	410	610	200 kg
5390.101.64.ELS	Trolley non-marking with lock	410	610	200 kg
5390.101.74	Trolley with lock	410	710	180 kg
5390.101.74.ELS	Trolley non-marking with lock	410	710	180 kg
5390.101.84	Trolley with lock	410	810	150 kg
5390.101.84.ELS	Trolley non-marking with lock	410	810	150 kg
5390.101.86	Trolley with lock	610	810	150 kg
5390.101.86.ELS	Trolley non-marking with lock	610	810	150 kg
5390.100.ZS1	Pull rod			

- Special versions available on request -

Transport trolley type 120 with handle

Transport trolley type 120 with handle - suitable for Euro containers, transport containers and PCB magazines

Galvanized metal construction, 2 swivel and 2 fixed castors, solid rubber black, conductive, Ø 100 mm, smooth rolling properties, load capacity 150-200 kg.

Version non-marking trolley / ELS: wheel body of polypropylene, equipped with thermoplastic, non-marking rubber thread, conductive.

In compliance with ESD standard DIN EN 61340-5-1

The **transport trolley type 120** is available in different versions. A difference is made between the standard castors, that may leave contact marks on the floor, and the non-marking castors, equipped with a thermoplastic, non-marking rubber tread.

Both castor types are **optionally** also availabe **with locks/brake**. The transport trolley type 121 has two swivel and two dixed castors, the two swivel castors are equipped with locks.

Transport-Rolli Typ 120 mit Bügel ohne Feststeller

without lock/brake

dpv*link* 8172

Article	Type	D [mm]	W [mm]	Payload
5390.120.3	with handle	410	610	200 kg
5390.120.3.ELS	with handle, non-marking	410	610	200 kg
5390.120.74	with handle	410	710	180 kg
5390.120.74.ELS	with handle, non-marking	410	710	180 kg
5390.120.84	with handle	410	810	150 kg
5390.120.84.ELS	with handle, non-marking	410	810	150 kg

Transport trolley type 120 mit handle and lock

with lock/brake

dpv*link* 18035

Article	Type	D [mm]	W [mm]	Payload
5390.121.64	with handle and lock	410	610	200 kg
5390.121.64.ELS	with handle and lock, non-marking	410	610	200 kg
5390.121.74	with handle and lock	410	710	180 kg
5390.121.74.ELS	with handle and lock, non-marking	410	710	180 kg
5390.121.84	with handle and lock	410	810	150 kg
5390.121.84.ELS	with handle and lock, non-marking	410	810	150 kg
5390.121.86	with handle and lock	610	810	150 kg
5390.121.86.ELS	with handle and lock, non-marking	610	810	150 kg

- Special versions available on request -

ESD Folding trolley aluminium

Trolley with aluminium tube and platform

- handlebar folding onto platform
- 2 ESD swivel castors with brake and 2 ESD fixed castors
- electrically conductive solid rubber tire Ø 125 mm or 160 mm
- load capacity 150 kg
- weight: approx. 11 - 18 kg

In compliance with ESD standard DIN EN 61340-5-1

dpv*link* 11214

Article	Type	D [mm]	W [mm]	Load capacity [kg]
091.1133.ESD	with handle	450	720	150 kg
091.1134.ESD	with handle	600	900	150 kg

Transport trolley type 400

Transport trolley made of conductive polypropylene, black

- low weight
- suitable for Euro containers 600 x 400 mm and 400 x 300 mm
- Load capacity up to 100 kg
- External dimensions: 620 x 420 mm
- ESD swivel castors with thermoplastic rubber tread

In compliance with ESD standard DIN EN 61340-5-1

dpv*link* 15658

Article	Ausführung
5391.400-PO	**Transport trolley type 400-PO** 4 ESD swivel castors Ø = 100 mm Weight: 4.5 kg

ESD Transport trolley type 700 Maxi FLEX standard

The innovative transport trolley Maxi FLEX of the *EPA*move® series by DPV is a lightweight and at the same time very robust. It ensures maximum flexibility with its different sizes and stays safe and stable during the transportation of e.g. Euro containers, magazines and pallets.

- Robust frame of heat-hardened aluminium cavity profile
- black conductive ABS plastic corners
- load capacity up to max. 200 kg, evenly distributed load
- low dead weight (from approx. 4 kg)
- 4 non-marking ESD swivel castors (2x with locks)
- for standard Euro containers with dimensions
  - 600 x 400 mm
  - 800 x 400 mm
  - 800 x 600 mm
  - 1200 x 800 mm

Made in Germany



Very robust, large aluminum frame
frame height 20 mm, supporting surface 50 mm

Excellent quality

max. 200kg

loadable up to 200 kg

1. Aluminum cavity profile
   T66 aluminium, heat-hardened
   according to DIN 1748
2. Innovative aluminum / plastic construction
3. Loadable construction up to 200 kg
   Pay-/surface load: max. 200 kg
   (at evenly distributed load)
4. ESD-compliant according to DIN EN 61340-5-1
   dissipative castors
   conductive ABS plastic parts
   conductive aluminum
5. Non-marking ESD smooth-running swivel castors
   dissipative castors
   2x castors with locks
6. Made in Germany
7. Supporting surface of 50 mm
   on all sides
8. Frame height 20 mm
   The frame profil comprises the external edge of the container for a safe, slip-resistant position of your containers during transportation

- standard sizes available ex warehouse
- delivery completely mounted
- lightweight and stable

dpv*link* 17882

Article	Ausführung
5391.700.0600x0400	**Type 700 Maxi Flex 600x400** External dimensions: 630 x 430 x 175 mm, internal dimensions: 605 x 405 x 156 mm, weight 4.8 kg
5391.700.0700x0400	**Type 700 Maxi Flex 700x400** External dimensions: 730 x 430 x 175 mm, internal dimensions: 705 x 405 x 156 mm, weight 5.0 kg
5391.700.0800x0400	**Type 700 Maxi Flex 800x400** External dimensions: 830 x 430 x 175 mm, internal dimensions: 805 x 405 x 156 mm, weight 5.2 kg
5391.700.0800x0600	**Type 700 Maxi Flex 800x600** External dimensions: 830 x 630 x 175 mm, internal dimensions: 805 x 605 x 156 mm, weight 5.6 kg
5391.700.1200x0800	**Type 700 Maxi Flex 1200x800** External dimensions: 1235 x 835 x 200 mm, internal dimensions: 1210 x 810 x 181 mm, weight 7.8 kg

All information about the ESD transport trolleys type 700 Maxi FLEX and type 500 ABS | type 600 ABS of the brande *EPA*move® is clearly summarized in the current leaflet available

- as online cataloge
- as download

ESD Transport trolley type 700 Maxi FLEX individual

Individual dimensions for containers, magazines or pallets with special sizes are available for the MaxiFlex transport trolley of the *EPA*move® series.

Advantage towards standard size:

- special sizes of existing containers can be still used
- no change of the production and manufacturing equipment
- quick and custom-fit manufacture
- loadable up to 200 kg event with large dimensions
- available from 1 piece

- robust frame of heat-hardened aluminum cavity profile
- black conductive ABS plastic corners
- load capacity up to max. 200 kg, evenly distributed load
- low dead weight (from approx. 4 kg)
- 4 non-marking ESD swivel castors (2x with locks)

Available in your PREFERRED size

We can offer you the innovative modular system in sizes with the internal dimension from 370 x 370 mm to 1,200 x 1,000 mm, suitable for your containers, magazines and pallets.

Adapted to your individual requests:

- available in your preferred size from 1 piece
- dimensions from 370 x 370 mm to 1,200 x 1,000 mm
- frame height 20 mm
- supporting surface 50 mm
- short delivery time
- delivery completely mounted
- lightweight



In compliance with ESD standard DIN EN 61340-5-1

dpv*link* 17883

Article	Ausführung
5391.700.Spez	**ESD transport trolley type 700 Maxi Flex** Individual internal dimensions according to customer's specifications (from 370 x 370 mm to 1,200 x 1,000 mm)

Transport trolley 615 x 415 mm

Suitable for Euro containers 600 x 400 mm and 400 x 300 mm

In compliance with ESD standard DIN EN 61340-5-1

ESD swivel castors of polypropylene, equipped with thermoplastic, non-marking rubber thread, conductive.

Two-storied transport trolley adjustable / inclinable

Galvanized metal bracket construction, 4 swivel castors, ESD Ø 75 mm (2x with lock), smooth rolling properties, load capacity max. 150 kg, weight 12.8 kg.

Transport trolley, two-storied

- Distance upper/lower shelf approx. 350 mm
- Distance upper/lower shelf approx. 470 mm
- Distance upper/lower shelf approx. 550 mm

Transport trolley, one-storied

Galvanized metal bracket construction, 4 swivel castors, ESD Ø 75 mm, smooth rolling properties, load capacity max. 150 kg.

Pull rod for transport trolley type 200, bright galvanized

dpv*link* 1909

Article	Type	D [mm]	W [mm]	H [mm]
5391.205	Transport trolley, double storied, adjustable / inclinable	415	615	510
5391.206	Transport trolley, double storied, adjustable / inclinable	415	615	630
5391.207	Transport trolley, double storied, adjustable / inclinable	415	615	710
5391.210	Transport trolley, one-storied	415	615	125
5391.200.ZS2	Pull rod			

- Special versions available on request -

DPV Shelf trolleys

The stable and robust DPV shelf trolley of the *EPA*move® series is optimal for the use in any manufacturing site. Due to the height-adjustable and tiltable shelves an adaptation to many applications is possible at any time. Different dimensions and heights are available.

In compliance with ESD standard DIN EN 61340-5-1

- material: galvanized steel
- stable base frame
- 4 shelves
- 4 ESD swivel castors, 2 with locks of black solid rubber
- Version ELS with grey, non-marking ESD swivel castors
- handles on both sides
- payload up to 250 kg
- payload per shelf up to 80 kg
- shelves height-adjustable (25 mm grid) and tiltable (not with type 1207 and 1208 - bottom shelf fixed)
- simple do-it-yourself assembly

Optional accessories:

- additional shelf of galvanized steel, including screw kit

- slip-resistant mat of ESD grooved covering NBR as set of 4

Shelf trolley type 1207 / 1208

Shelf trolley with 4 shelves

Dimensions: **536 x 776 mm**, available in height 1286 and 1750 mm

- 3 shelves adjustable/tiltable
  internal dimensions: **405 x 610 mm**
- 1 fixed bottom shelf
  internal dimensions: **490 x 625 mm**
- total payload max. 250 kg
- payload per shelf max. 80 kg
- 4 conductive swivel castors Ø 100 mm
- 2 castors with lock
- stable metal construction (galvanized) with 2 handles

In compliance with ESD standard DIN EN 61340-5-1

Version ELSwith grey, non-marking ESD swivel castors

Available with two different heights:

dpv*link* 1912				
Article	Type	D [mm]	W [mm]	H [mm]
5390.1207	Shelf trolley type 1207	536	776	1286
5390.1207.ELS	Shelf trolley type 1207, non-marking	536	776	1286
5390.1208	Shelf trolley type 1208	536	776	1750
5390.1208.ELS	Shelf trolley type 1208, non-marking	536	776	1750

- Special versions on request -

Accessories for type 1207 / 1208

dpv*link* 8195	
Article	Ausführung
5390.1207.2	**Additional shelf type 1207 / 1208** Internal dimensions: 405 x 610 x 26 mm
1451.7500.1207	**Grooved covering NBR mats for type 1207 / 1208** Set with 4 mats

Shelf trolley type 1213 / 1214

Shelf trolley with 4 shelves

Dimensions: **660 x 990 mm**, available in height 1310 and 1780 mm

- 4 shelves adjustable/tiltable (internal dimensions: **610 x 820 mm)**
- total payload max. 250 kg
- payload per shelf max. 80 kg
- 4 conductive swivel castors Ø 125 mm
- 2 castors with lock
- stable metal construction (galvanized) with 2 handles

In compliance with ESD standard DIN EN 61340-5-1

Version ELSwith grey, non-marking ESD swivel castors

Available with two different heights:

dpv*link* 8194

Article	Type	D [mm]	W [mm]	H [mm]
5390.1213	Shelf trolley type 1213	660	990	1310
5390.1213.ELS	Shelf trolley type 1213, non-marking	660	990	1310
5390.1214	Shelf trolley type 1214	660	990	1780
5390.1214.ELS	Shelf trolley type 1214, non-marking	660	990	1780

- Special versions available on request -

Accessories for type 1213 / 1214

dpv*link* 8197

Article	Ausführung
5390.1213.2	**Additional shelf type 1213 / 1214** Internal dimensions: 610 x 820 x 26 mm
1451.7500.1213	**Grooved covering NBR mats for type 1213 / 1214** Set with 4 mats

Shelf trolley type 1217 / 1218

Shelf trolley with 4 shelves

Dimensions: **570 x 1150 mm**, available in height 1310 and 1780 mm

- 3 shelves adjustable/tiltable (internal dimensions: **430 x 990 mm)**
- 1 fixed bottom shelf (internal dimensions: **520 x 990 mm)**
- total payload max. 250 kg
- payload per shelf max. 80 kg
- 4 conductive swivel castors Ø 125 mm
- 2 castors with lock
- stable metal construction (galvanized) with 2 handles

In compliance with ESD standard DIN EN 61340-5-1

Version ELSwith grey, non-marking ESD swivel castors

Available with two different heights:

dpv*link* 8193

Article	Type	D [mm]	W [mm]	H [mm]
5390.1217	Shelf trolley type 1217	570	1150	1310
5390.1217.ELS	Shelf trolley type 1217, non-marking	570	1150	1310
5390.1218	Shelf trolley type 1218	570	1150	1780
5390.1218.ELS	Shelf trolley type 1218, non-marking	570	1150	1780

- Special versions available on request -

Accessories for type 1217 / 1218

dpv*link* 8196

Article	Ausführung
5390.1217.2	**Additional shelf type 1217 / 1218** Internal dimensions: 430 x 990 x 26 mm
1451.7500.1217	**Grooved covering NBR mats for type 1217 / 1218** Set with 4 mats

Table trolleys

ESD compatible table trolley for the electronics industry, ideal as a transport, materials and picking trolley.

fetra Transportgeräte

10 Jahre Garantie · MADE IN GERMANY · TOTALSTOP

In compliance with ESD standard DIN EN 61340-5-1

Construction
Steel tube and profile steel welded, electrostatically dissipative powder coating, slate grey. Stable screw and plug construction. Bases made of HPL composite plate, electrostatically dissipative, light grey. 2 ESD swivel and 2 ESD fixed castors, TPE tires electrostatically dissipative. Locks on the swivel castors.

OPTIONALLY FOR EXTRA CHARGE:

TOTALSTOP - the fetra central braking system

Optionally available for all fetra trolleys!

Innovative, comfortable, ergonomical and safe: The braking system developed by fetra can be easily locked and released with one foot kick. Apart from the rotating of the wheels the swivelling of both swivel castors is also safely locked. This prevents dangerous situations caused by lateral swiveling of the braked trolley. The central arrangement allows the operator to have a look at the brake pedal at any time and to use it at any castor position. The rubber castor lock works efficently on all kinds of tyres and is very easily adjustable

ESD Open cart

Push handle cart

Total height:	990 mm
Load capacity:	totally 600 kg
Shelf dimensions:	850 x 500 mm
	1000 x 600 mm
	1000 x 700 mm
	1200 x 800 mm
Wheel Ø:	160 bzw. 200 mm

dpv*link* 12835

Article	Type	D [mm]	W [mm]	H [mm]	Load capacity [kg]
091.9500	Open cart loading bed 850 x 500 mm	970	509	950	500 kg
091.9501	Open cart loading bed 1000 x 600 mm	1120	609	990	600 kg
091.9502	Open cart loading bed 1000 x 700 mm	1120	709	990	600 kg
091.9503	Open cart loading bed 1200 x 800 mm	1320	809	990	600 kg

ESD Paneled end platform cart

Push handle cart

Total height:	990 mm
Load capacity:	totally 600 kg
Shelf dimensions:	850 x 500 mm
	1000 x 600 mm
	1000 x 700 mm
	1200 x 800 mm
Wheel Ø:	160 bzw. 200 mm

End walls made of wire mesh 50 x 50 x 4 mm. The height is 500 mm.

dpv*link* 12840

Article	Type	D [mm]	W [mm]	H [mm]	Load capacity [kg]
091.9510	Paneled end platform cart loading bed 850 x 500 mm	970	509	950	500 kg
091.9511	Paneled end platform cart loading bed 1000 x 600 mm	1120	609	990	600 kg
091.9512	Paneled end platform cart loading bed 1000 x 700 mm	1120	709	990	600 kg
091.9513	Paneled end platform cart loading bed 1200 x 800 mm	1320	809	990	600 kg

2-shelf table trolley

Trolley with 2 shelves

Total height:	908 mm
Shelf height:	160 mm wheel: 235 / 867 mm 200 mm wheel: 276 / 908 mm
Load capacity:	totally 600 kg, upper shelf max. 200 kg
Shelf dimensions:	850 x 500 mm
	1000 x 600 mm
	1000 x 700 mm
	1200 x 800 mm
Wheel Ø:	160 mm or 200 mm

dpv*link* 12845

Article	Type	D [mm]	W [mm]	H [mm]	Load capacity [kg]
091.9400	2-shelf trolley loading bed 850 x 500 mm	1040	509	867	500 kg
091.9401	2-shelf trolley loading bed 1000 x 600 mm	1190	609	908	600 kg
091.9402	2-shelf trolley loading bed 1000 x 700 mm	1190	709	908	600 kg
091.9403	2-shelf trolley loading bed 1200 x 800 mm	1390	809	908	600 kg

2-shelf table trolley

Trolley with 2 shelves

Total height:	1020 mm
Shelf height:	206 / 827 mm
Load capacity:	totally max. 300 kg, upper shelf max. 80 kg
Shelf dimensions:	850 x 500 mm
	1000 x 600 mm
Wheel Ø:	125 mm

dpv*link* 8096

Article	Type	D [mm]	W [mm]	H [mm]	Load capacity [kg]
091.1840	2-shelf trolley loading bed 850 x 500 mm	980	509	1020	300 kg
091.1841	2-shelf trolley loading bed 1000 x 600 mm	1130	609	1020	300 kg

3-shelf table trolley

Trolley with 3 shelves

Total height:	1020 mm
Shelf height:	206 / 517 / 827 mm
Load capacity:	totally max. 300 kg, upper and the middle shelves max. 80 kg
Shelf dimensions:	850 x 500 mm 1000 x 600 mm
Wheel Ø:	125 mm

dpv*link* 8099

Article	Type	D [mm]	W [mm]	H [mm]	Load capacity [kg]
091.1850	3-shelf trolley loading bed 850 x 500 mm	980	509	1020	300 kg
091.1851	3-shelf trolley loading bed 1000 x 600 mm	1130	609	1020	300 kg

2-shelf table trolley

Trolley with 2 shelves

Total height:	1020 mm
Shelf height:	206 / 826 mm
Load capacity:	totally max. 300 kg, upper shelf max. 80 kg
Shelf dimensions:	850 x 500 mm 1000 x 600 mm
Box internal dimensions:	810 x 445 x 45 mm 960 x 545 x 45 mm
Wheel Ø:	125 mm

dpv*link* 8102

Article	Type	D [mm]	W [mm]	H [mm]	Load capacity [kg]
091.1860	2-shelf trolley loading bed 850 x 500 mm	980	509	1020	300 kg
091.1861	2-shelf trolley loading bed 1000 x 600 mm	1130	609	1020	300 kg

2-shelf table trolley

Trolley with 2 shelves

Total height:	1020 mm
Shelf height:	206 / 827 mm
Load capacity:	totally max. 300 kg, upper shelf max. 80 kg
Shelf dimensions:	850 x 500 mm 1000 x 600 mm
Box internal dimensions:	810 x 445 x 45 mm
(WxDxH)	960 x 545 x 45 mm
Wheel Ø:	125 mm

dpv*link* 8105

Article	Type	D [mm]	W [mm]	H [mm]	Load capacity [kg]
091.1870	2-shelf trolley loading bed 850 x 500 mm	980	509	1020	300 kg
091.1871	2-shelf trolley loading bed 1000 x 600 mm	1130	509	1020	300 kg

3-shelf table trolley

Trolley with 3 shelves

Total height:	1020 mm
Shelf height:	206 / 514 / 826 mm
Load capacity:	totally max. 300 kg, max. 80 kg on the upper and middle shelves
Shelf dimensions:	850 x 500 mm 1000 x 600 mm
Box internal dimensions:	810 x 445 x 45 mm
(WxDxH)	960 x 545 x 45 mm
Wheel Ø:	125 mm

dpv*link* 8108

Article	Type	D [mm]	W [mm]	H [mm]	Load capacity [kg]
091.1880	3-shelf trolley loading bed 850 x 500 mm	980	509	1020	300 kg
091.1881	3-shelf trolley loading bed 1000 x 600 mm	1130	609	1020	300 kg

2-shelf table trolley with trays

NEU

2-shelf trolley, powder-coated, with steel plate trays, edge height 40 mm, horizontal handle

Total height:	870 mm / 910 mm
Shelf height:	with 160 mm wheel: 207 / 829 mm with 200 mm wheel: 248 / 870 mm
Load capacity:	totally max 400 kg, upper max. 200 kg
Loading bed:	850 x 500 mm 1000 x 700 mm
Wheel Ø:	160 mm or 200 mm

dpv*link* 24605

Article	Type	D [mm]	W [mm]	H [mm]	Load capacity [kg]
091.9820	2-shelf trolley loading bed 850 x 500 mm	1021	500	870	400 kg
091.9822	2-shelf trolley loading bed 1000 x 700 mm	1171	700	910	400 kg

Accessories

1451.7500.9820	Grooved covering for table trolley 850 x 500 mm
1451.7500.9822	Grooved covering for table trolley 1000 x 700 mm

3-shelf table trolley with trays

NEU

3-shelf trolley, powder-coated, with steel plate trays, edge height 40 mm, horizontal handle

Total height:	870 mm / 910 mm
Shelf height:	160 mm wheel: 207 / 519 / 829 mm 200 mm wheel: 248 / 560 / 870 mm
Load capacity:	totally max 400 kg, upper max. 200 kg
Loading bed:	850 x 500 mm 1000 x 700 mm
Wheel Ø:	160 mm or 200 mm

dpv*link* 24608

Article	Type	D [mm]	W [mm]	H [mm]	Load capacity [kg]
091.9830	3-shelf trolley loading bed 850 x 500 mm	1021	500	870	400 kg
091.9832	3-shelf trolley loading bed 1000 x 700 mm	1171	700	910	400 kg

Accessories

1451.7500.9820	Grooved covering for table trolley 850 x 500 mm
1451.7500.9822	Grooved covering for table trolley 1000 x 700 mm

Weitere Artikel finden Sie unter www.dpv-elektronik.eu

2-shelf table trolley with trays

NEU

2-shelf trolley, powder-coated, with steel plate trays, edge height 40 mm, high handle

Total height:	1065 mm / 1105 mm
Shelf height:	with 160 mm wheel: 207 / 829 mm with 200 mm wheel: 248 / 870 mm
Load capacity:	totally max 400 kg, upper max. 200 kg
Loading bed:	850 x 500 mm 1000 x 700 mm
Wheel Ø:	160 mm or 200 mm

dpv*link* 24613

Article	Type	D [mm]	W [mm]	H [mm]	Load capacity [kg]
091.9920	2-shelf trolley loading bed 850 x 500 mm	986	500	1065	400 kg
091.9922	2-shelf trolley loading bed 1000 x 700 mm	1136	700	1105	400 kg

Accessories

1451.7500.9820 Grooved covering for table trolley 850 x 500 mm
1451.7500.9822 Grooved covering for table trolley 1000 x 700 mm

3-shelf table trolley with trays

NEU

3-shelf trolley, powder-coated, with steel plate trays, edge height 40 mm, high handle

Total height:	1065 mm / 1105 mm
Shelf height:	160 mm wheel: 207 / 519 / 829 mm 200 mm wheel: 248 / 560 / 870 mm
Load capacity:	totally max 400 kg, upper max. 200 kg
Loading bed:	850 x 500 mm 1000 x 700 mm
Wheel Ø:	160 mm or 200 mm

dpv*link* 24616

Article	Type	D [mm]	W [mm]	H [mm]	Load capacity [kg]
091.9930	3-shelf trolley loading bed 850 x 500 mm	986	500	1065	400 kg
091.9932	3-shelf trolley loading bed 1000 x 700 mm	1136	700	1105	400 kg

Accessories

1451.7500.9820 Grooved covering for table trolley 850 x 500 mm
1451.7500.9822 Grooved covering for table trolley 1000 x 700 mm

Table covering suitable for ESD table trolley with trays

NEU

Table covering suitable for ESD table trolley with trays

- ESD grooved covering prevents slipping during transportation
- table covering protects components

dpv*link* 24621

Article	Type
1451.7500.9820	**Grooved covering for table trolley 850 x 500 mm** Grooved covering for table trolleys 091.9820, 091.9830, 091.9920, 091.9930
1451.7500.9822	**Grooved covering for table trolley 1000 x 700 mm** Grooved covering for table trolley 091.9822, 091.9832, 091.9922, 091.9932

Shelf trolleys

ESD compatible shelf trolley for the electronics industry, ideal as a transport, material and picking trolley.

fetra Transportgeräte

10 Jahre Garantie · MADE IN GERMANY · TOTALSTOP

In compliance with ESD standard DIN EN 61340-5-1

Construction
Steel tube and profile steel welded, electrostatically dissipative powder coating, slate grey. Stable screw and plug construction. Shelves made of HPL composite plate, electrostatically dissipative, light grey. 2 ESD swivel and 2 ESD fixed castors, solid rubber tires electrostatically dissipative. Locks on the castors, load capacity per shelf approx. 80 kg.

SURCHARGE OPTION:

TOTALSTOP - the fetra central braking system

Optionally available at all fetra trolleys !

Innovative, comfortable, ergonomic and safe: The braking system developed from fetra can be easily locked or released by a kick. Apart from the wheel rotation the swivelling motion of both castors are securely locked. Dangerous situations, caused by swivelling of the braked trolley, are avoided. Due the central location the brake pedal is always in the operator's field of vision and can be activated in all roll positions. The rubber-made wheel lock affects at all tyre material and is easily adjustable.

3-shelf trolley

Trolley with 3 shelves

Total height:	1111 mm / 1152 mm
Shelf heights:	235 / 635 / 1035 mm 276 / 676 / 1076 mm
Load capacity:	500 kg / 600 kg max. 50 kg per shelf
Shelf dimensions:	850 x 500 mm 1000 x 600 mm
Wheel Ø:	160 mm / 200 mm

dpv*link* 8125

Article	Type	D [mm]	W [mm]	H [mm]	Load capacity [kg]
091.9100	3-shelf trolley ESD 3 shelves loading bed 850 x 500 mm	1019	509	1111	500 kg
091.9101	3-shelf trolley ESD 3 shelves loading bed 1000 x 600 mm	1169	609	1152	600 kg

Box available on request

4-shelf trolley

Trolley with 4 shelves

Total height:	1511 mm / 1555 mm
Shelf heights:	235 / 635 / 1035 / 1435 mm 276 / 676 / 1076 / 1476 mm
Load capacity:	500 kg / 600 kg max. 50 kg per shelf
Shelf dimensions:	850 x 500 mm 1000 x 600 mm
Wheel Ø:	160 mm / 200 mm

dpv*link* 8126

Article	Type	D [mm]	W [mm]	H [mm]	Load capacity [kg]
091.9200	4-shelf trolley ESD 4 shelves loading bed 850 x 500 mm	1019	509	1511	500 kg
091.9201	4-shelf trolley ESD 4 shelves loading bed 1000 x 600 mm	1169	609	1552	600 kg

Box available on request

4-shelf trolley

Trolley with 4 shelves

Total height:	1800 mm
Shelf heights:	276 / 676 / 1076 / 1476 mm
Load capacity:	600 kg
	max. 50 kg per shelf
Shelf dimensions:	1000 x 600 mm
	1000 x 700 mm
	1200 x 800 mm
Wheel Ø:	200 mm

dpv*link* 8127

Article	Type	D [mm]	W [mm]	H [mm]	Load capacity [kg]
091.9301	4-shelf trolley ESD 4 shelves loading bed 1000 x 600 mm	1169	609	1800	600 kg
091.9302	4-shelf trolley ESD 4 shelves loading bed 1000 x 700 mm	1169	709	1800	600 kg
091.9303	4-shelf trolley ESD 4 shelves loading bed 1200 x 800 mm	1369	809	1800	600 kg

Box available on request

5-shelf trolley

Trolley with 5 shelves

Total height:	1800 mm
Shelf heights:	276 / 576 / 876 / 1076 / 1476 mm
Load capacity:	600 kg
	max. 50 kg per shelf
Shelf dimensions:	1000 x 600 mm
	1000 x 700 mm
	1200 x 800 mm
Wheel Ø:	200 mm

dpv*link* 8128

Article	Type	D [mm]	W [mm]	H [mm]	Load capacity [kg]
091.9341	5-shelf trolley ESD 5 shelves loading bed 1000 x 600 mm	1169	609	1800	600 kg
091.9342	5-shelf trolley ESD 5 shelves loading bed 1000 x 700 mm	1169	709	1800	600 kg
091.9343	5-shelf trolley ESD 5 shelves loading bed 1200 x 800 mm	1369	809	1800	600 kg

Box available on request

Box trolley ESD 5 shelves

NEU

5-shelf box trolley

Total height:	1792 mm
Shelf height:	292 / 582 / 882 / 1182 / 1482 mm
Load capacity:	750 kg
	max. 50 kg per shelf
Loading bed:	1000 x 680 mm
	1200 x 780 mm
Wheel Ø:	200 mm

dpv*link* 24649

Article	Type	D [mm]	W [mm]	H [mm]	Load capacity [kg]
091.9392	Box trolley ESD 5 shelves loading bed 1000x680 mm	1170	745	1792	750 kg
091.9393	Box trolley ESD 5 shelves loading bed 1200x780 mm	1370	845	1792	750 kg

ESD Euro box trolley

Euro box trolley

Total height:	1101 / 1686 mm
Shelf heights:	238 / 538 / 838 mm
	238 / 538 / 838 mm
	298 / 598 / 898 / 1198 / 1498 mm
Load capacity:	250 / 250 / 300 kg
	max. 80 kg per shelf
Shelf dimensions:	410 x 610 mm
	820 x 610 mm
	1240 x 610 mm
Wheel Ø:	125 / 125 / 160 mm

dpv*link* 20560

Article	Type	D [mm]	W [mm]	H [mm]	Load capacity [kg]
091.9380.ESD	Euro box trolley ESD 3 shelves 410 x 610 mm	525	666	1101	250 kg
091.9390.ESD	Euro box trolley ESD 3 shelves 820 x 610 mm	935	666	1101	250 kg
091.9383.ESD	Euro box trolley ESD 5 shelves 1240 x 610 mm	1372	685	1686	300 kg

ESD storage trolley

ESD storage trolley 605 x 405 mm

Total height:	1178 mm
Shelf heights:	197 / 652 / 1152 mm
Load capacity:	200 kg
	central and upper shelf 50 kg
Shelf dimensions:	605 x 405 mm
Wheel Ø:	125 mm

dpv*link* 20577

Article	Type	D [mm]	W [mm]	H [mm]	Load capacity [kg]
091.92900	ESD storage trolley 605 x 405 mm	821	455	1178	200 kg
091.92910	ESD storage trolley tiltable 605 x 405 mm	821	455	1178	200 kg

DPV ELEKTRONIK

Weitere Artikel finden Sie unter www.dpv-elektronik.eu

ESD Euro box trolley with base plate

Euro box trolley with base plate

Total height:	1101 / 1686 mm
Shelf height:	257 / 557 / 857 mm
	257 / 557 / 857 mm
	317 / 617 / 917 / 1217 / 1517 mm
Load capacity:	250 / 250 / 300 kg
	max. 80 kg per shelf
Shelf dimensions:	410 x 610 mm
	820 x 610 mm
	1240 x 610 mm
Wheel Ø:	125 / 125 / 160 mm

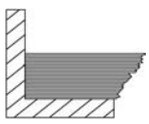

Shelves made of electrically conductive wooden composite board
Abrasion-resistant according to DIN 68785.
Edge height 7 mm.

dpv*link* 20564

Article	Type	D [mm]	W [mm]	H [mm]	Load capacity [kg]
091.9381.ESD	Euro box trolley ESD 3 shelves 410 x 610 mm	525	666	1101	250 kg
091.9391.ESD	Euro box trolley ESD 3 shelves 820 x 610 mm	935	666	1101	250 kg
091.9384.ESD	Euro box trolley ESD 5 shelves 1240 x 610 mm	1372	685	1686	300 kg

ESD storage trolley with base plate

ESD storage trolley 605 x 405 mm with conductive base plate

Total height:	1178 mm
Shelf heights:	216 / 671 / 1171 mm
Load capacity:	200 kg
	central and upper shelf 50 kg
Shelf dimensions:	605 x 405 mm
Wheel Ø:	125 mm

dpv*link* 20580

Article	Type	D [mm]	W [mm]	H [mm]	Load capacity [kg]
091.92901	ESD storage trolley 605 x 405 mm	821	455	1178	200 kg
091.92911	ESD storage trolley tiltable 605 x 405 mm	821	455	1178	200 kg

ESD storage trolley

Storage trolley

Total height:	639 / 970 mm
Shelf height:	201 / 630 mm
Load capacity:	250 kg
	upper shelf max. 100 kg
Shelf dimensions:	605 x 405 mm
Wheel Ø:	125 mm

dpv*link* 20572

Article	Type	D [mm]	W [mm]	H [mm]	Load capacity [kg]
091.93540	ESD storage trolley 610 x 410 mm	676	415	639	250 kg
091.935400-B	ESD storage trolley with push bar 610 x 410 mm	746	415	970	250 kg

ESD Euro box trolley

Euro box trolley:

Total height:	209 mm
Load capacity:	250 kg
Shelf dimensions:	605 x 405 mm
Wheel Ø:	125 mm

dpv*link* 20569

Article	Type	D [mm]	W [mm]	H [mm]	Load capacity [kg]
091.93580	Euro box trolley ESD 605 x 405 mm	610	415	209	250 kg
091.93581	Euro box trolley ESD with base plate 605 x 405 mm	610	415	209	250 kg

ESD Material stand

605 x 405 mm, height-adjustable, 25 mm steps from 720 - 995 mm, load capacity 150 kg, 4 swivel castors TPE-ESD diameter 75 mm (2x mit brakes), dissipative

dpv*link* 19094

Article	Type	D [mm]	W [mm]	H [mm]	Load capacity [kg]
091.1890	ESD material stand	605	405	720 - 995	150 kg

ESD material stand, tiltable

510 x 410 mm, tiltable by 15° and 30°, height adjustable, 25 mm steps from 500 - 775 mm and 755 - 1105 mm, load capacity 150 kg, 4 swivel castors TPE-ESD diameter 75 mm (2x with brake), dissipative

dpv*link* 19099

Article	Type	D [mm]	W [mm]	H [mm]	Load capacity [kg]
091.1891	ESD material stand	510	410	505 - 775	150 kg
091.1892	ESD material stand	510	410	755 - 1105	150 kg

ESD dolly

2 shelves, 860 x 450 x 875 mm (LxWxH), shelf height: 195 / 770 mm, load capacity 250 kg in total / 100 kg upper load area, 2 swivel / 2 fixed castors TPE-ESD diameter 125 mm, dissipative

dpv*link* 19096

Article	Type	D [mm]	W [mm]	H [mm]	Load capacity [kg]
091.1820	ESD dolly	860	450	875	250 kg

ESD pallet dolly

TPE tyres 200 x 40 mm, hubs with ball bearing. 2 swivel and 2 fixed castors(swivel castors with brake). Very low starting, rolling and swivelling resistance. Tyres non-marking = trackless. Low-noise running on even floors. For pallet size up to 1200 x 1000 mm.

dpv*link* 19101

Article	Type	Depth	W [mm]	H [mm]	Load capacity [kg]
091.23799.ESD	ESD pallet dolly loading area 810 x 610 mm	810	610	282	750 kg
091.23800.ESD	ESD pallet dolly loading area 1010 x 810 mm	1010	810	282	250 kg
091.23801.ESD	ESD pallet dolly loading area 1210 x 810 mm	1210	810	282	750 kg
091.23802.ESD	ESD pallet dolly loading area 1210 x 1010 mm	1210	1010	282	750 kg

ESD hand truck

NEU

ESD hand truck

091.B9125
Blade: 320x250 mm
Load capacity: 200 kg
Total height: 1150 mm
Wheel Ø: 260 mm

091.B9116
Blade: 480x300 mm
Load capacity: 250 kg
Total height: 1150 mm
Wheel Ø: 260 mm

091.B9331
Blade: 480x300 mm
Load capacity: 300 kg
Total height: 1300 mm
Wheel Ø: 260 mm

dpv*link* 24635

Article	Type	W [mm]	D [mm]	H [mm]	Load capacity [kg]
091.B9125	ESD hand truck blade 320x250 mm	570	533	1150	200 kg
091.B9116	ESD hand truck blade 480x300 mm	590	505	1150	250 kg
091.B9331	ESD hand truck blade 480x300 mm	580	623	1300	300 kg

Weitere Artikel finden Sie unter www.dpv-elektronik.eu

Universal trolley TRTA

ESD compatible universal trolley for the electronics industry.

In compliance with ESD standard DIN EN 61340-5-1

- Transport, material and picking trolley
- 2- or 4-shelf trolley
- More shelves can be retrofitted
- Height adjustment by socket screws

Construction
Expoy powder coated shelves, depth 28 mm in RAL 7035 ESD (light grey). The trolley frame consists of round, powder-coated steel tubes (diameter 25 mm). The construction ist lightweight but at the same time robust; with 4 swivel castors (Ø 125 mm), 2 with locks.

Universal trolley TRTA, 2 shelves

TRESTON

Trolley with 2 shelves

Total height:	1020 mm
Shelf heights:	220- 770mm
Load capacity:	totally max. 150 kg max. 50 kg per shelf
Shelf dimensions WxD	800 x 430 mm, 1000 x 430 mm 800 x 530 mm, 1000 x 530 mm
Color:	RAL 7035 ESD

Figure with end mesh panels NET-2 (separately available as accessories)

dpv*link* 1928

Article	Type	D [mm]	W [mm]	H [mm]
TRTA-4082ESD	TRTA-4082 ESD	530	890	1020
TRTA-4102ESD	TRTA-4102 ESD	530	1090	1020
TRTA-5082ESD	TRTA-5082 ESD	630	890	1020
TRTA-5102ESD	TRTA-5102 ESD	630	1090	1020

Universal trolley TRTA, 4 shelves

TRESTON

Trolley with 4 shelves

Total height:	1515 mm
Shelf heights:	215 - 1340 mm
Load capacity:	total max. 300 kg max. 50 kg per shelf
Shelf dimensions WxD	1000 x 430 mm, 1000 x 530 mm
Color:	RAL 7035 ESD

Figure with end mesh panels NET-2 (separately available as accessories)

dpv*link* 1930

Article	Type	D [mm]	W [mm]	H [mm]
TRTA-4104ESD	TRTA-4104 ESD	530	1090	1515
TRTA-5104ESD	TRTA-5104 ESD	630	1090	1515

Additional shelf TRHA

TRESTON

Suitable for TRTA trolley with 2 or 4 shelves

dpv*link* 1944

Article		D [mm]	W [mm]
	Additional shelf TRHA		
TRHA-408ESD	TRHA-408 ESD	430	800
TRHA-410ESD	TRHA-410 ESD	430	1000
TRHA-508ESD	TRHA-508 ESD	530	800
TRHA-510ESD	TRHA-510 ESD	530	1000

End frame mesh panels NET, pair

TRESTON

1 pair suitable for trolley TRTA with 2 shelves and 2 pairs suitable for trolley with 4 shelves. Grey, powder-coated, RAL 7035 ESD
Size: 364 x 604 mm

dpv*link* 1949

Article	Type
NET-2ESD	End frame mesh panels NET-2ESD, pair

Reel trolley RRT ESD

The steplessly adjustable reel trolley RRT ESD is suitable for the transport, supply and storage of up to 360 SMD reels.

In compliance with ESD standard DIN EN 61340-5-1

Combined figure:

1 x reel trolley RRT ESD
3 x reel rack RR ESD
1 x document holder DSA4 ESD

Reel trolley RRT ESD

TRESTON

The adjustable reel trolley is compatible with SMD reels and ideal for their transport and storage. All parts are made of perforated powder-coated steel (light grey, RAL 7035 ESD), depth 28 mm. The car has 4 swivel castors Ø 125 mm, two of them with brakes. Load capacity of the trolley 200 kg.

Total height:	1780 mm
Shelf heights:	steplessly adjustable
Load capacity:	totally max. 200 kg, max. 50 kg per shelf
Shelf dimensions WxD:	1000 x 430 mm,
Wheel Ø:	125 mm

The reel rack RR ESD and the document holder DSA4 ESD have to be ordered separately.

dpv*link* 2051

Article	Type	D [mm]	W [mm]	H [mm]
RRT-ESD	Reel trolley RRT-ESD	530	1100	1780

Reel rack RR-ESD

TRESTON

The reel rack is suitable for SMD reels with 180 mm, 330 mm and 380 mm Ø. SMD reels with 180 mm Ø can be arranged in two rows (max. 60 reels per row). The rack has 15 compartments that are 60 mm wide. The steel wire dividers have a conductive powder coating. The antistatic label film is for the inscription of the reels. Load capacity 50 kg.

- suitable for reel trolley RRT-ESD and DPV shelf trolley type 1217 / 1218
- also suitable for storage racks with shelves 1000 x 500 mm

dpv*link* 2053

Article	Type	D [mm]	W [mm]	H [mm]
RR-ESD	Reel rack RR-ESD	426	960	254

Document holder DSA4-ESD

TRESTON

The holder is suitable for DIN A4 documents und has a conductive powder coating as well as two magnets for the fixing of documents.

dpv*link* 2055

Article	Ausführung
DSA4-ESD	Document holder DSA4-ESD

Universal shelf trolley WRT

ESD compatible universal shelf trolley for the electronics industry.

In compliance with ESD standard DIN EN 61340-5-1

- Material trolley
- PC station
- Measuring station

Construction
With 3 shelves (TS-605 ESD). Every shelf is height adjustable by socket screw. Vertical aluminium profiles. Base frame made of powder-coated steel, light grey (RAL 7038). Shelves 26 mm ESD laminate plate. 4 ESD swivel castors Ø 100 mm conductive, two of them with locks.

Universal shelf trolley WTR-140 ESD

TRESTON

Trolley with 3 shelves

Total height:	1400 mm
Load capacity:	max. 150 kg, max. 50 kg per shelf
Shelf dimensions WxD:	530 x 650 mm

dpv*link* 1951

Article	Type	D [mm]	W [mm]	H [mm]
WTR-140ESD	WTR-140 ESD	650	650	1400

DPV ELEKTRONIK

Weitere Artikel finden Sie unter www.dpv-elektronik.eu

Additional shelf TS

Suitable for shelf trolley WTR

dpv*link* 1953

Article	Type	D [mm]	W [mm]
TS-605ESD	Additional shelf TS-605 ESD	650	530

Shelf TAS

Depth, height and tilt steplessly adjustable. 26 mm ESD laminates. Sliding edge at the front. Load capacity approx. 50 kg. Suitable for shelf trolley WTR.

dpv*link* 1955

Article	Type	D [mm]	H [mm]
TAS-605ESD	Shelf TAS-605 ESD	650	26

Keyboard shelf NT

Keyboard drawer with hand rest. With grounding wire.
Mounting under the shelf or table plate.
Dimensions: 250 x 500 x 110 mm.

dpv*link* 1959

Article	Type	D [mm]	W [mm]	H [mm]
NT-500ESD	Keyboard shelf NT-500 ESD	250	500	110

PC holder CPU

Adjustable holder for horizontal or vertical assembly of a computer. With grounding wire. Depth: 390 mm. Width adjustable: 180 - 250 mm. Height adjustable: 380 - 440 mm.

dpv*link* 1984

Article	Type	D [mm]	W [mm]	H [mm]
CPU	PC holder CPU	390	140 - 250	390 - 500

Multi trolleys

ESD compliant multi trolleys for a simple transport of heavy loads.

In compliance with ESD standard DIN EN 61340-5-1

- material trolley
- mobile workstation
- adjustable height and tilt

Multi trolleys provide an ergonomic, mobile workstation. They are available in three widths: M500, M750 and M900. This allows to use all module-sized accessories with the trolleys.

The robust shelfs are adjustable in height and tilt. They are also equipped with borders and rubber mats, which prevent the load from slipping.

Multi trolleys support heavy loads, but are easy to move as well, making it simple to transport heavy equipment, such as measuring devices. They are equipped with four swivel castors (Ø100 mm), two of them with brakes.

Multi trolleys 1 - M500, M750 and M900

Total height:
1130mm

Load capacity:
max. 300 kg,
max. 100 kg lower shelf
max. 50 kg per steplessly adjustable shelf

dpv*link* 19225

Article	Type	D [mm]	W [mm]	H [mm]
C-721.49001.ESD	Multi trolley 1 M500 ESD	715	530	1130
C-721.49002.ESD	Multi trolley 1 M750 ESD	715	780	1130
C-721.49003.ESD	Multi trolley 1 M900 ESD	715	935	1130

Multi trolleys 2 - M500, M750 and M900

Total height: 1630 mm

Load capacity: max. 300 kg, max. 100 kg for bottom shelf, max. 100 kg per shelf, max. 50 kg per steplessly adjustable shelf

dpv*link* 18522

Article	Type	D [mm]	W [mm]	H [mm]
C-722.49001.ESD	Multi trolley 2 M500 ESD	715	530	1630
C-722.49002.ESD	Multi trolley 2 M750 ESD	715	780	1630
C-722.49003.ESD	Multi trolley 2 M900 ESD	715	935	1630

Multi trolley, frame

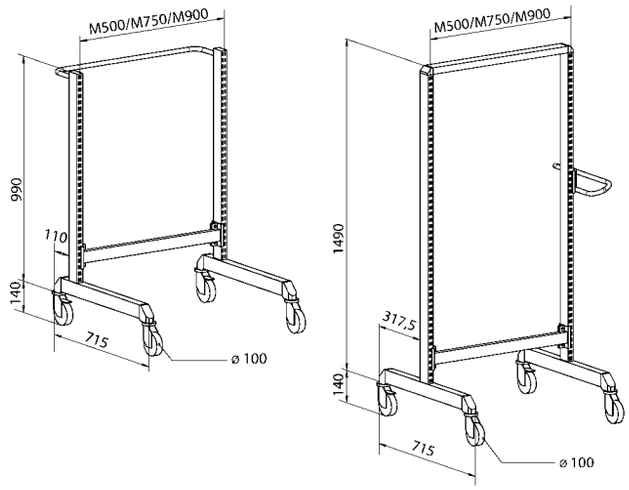

Load capacity 300 kg

dpv*link* 18526

Article	Type	D [mm]	W [mm]	H [mm]
860.81249	Multi trolley 1, M500	715	530	1130
860.15449	Multi trolley 1, M750	715	780	1130
860.15549	Multi trolley 1, M900	715	935	1130
860.81849	Multi trolley 2, M500	715	530	1630
860.15649	Multi trolley 2, M750	715	780	1630
860.15749	Multi trolley 2, M900	715	935	1630

Bottom shelf

- load capacity 100 kg
- equipped with ESD mat
- suitable for multi trolley frame 1 or 2

dpv*link* 18533

Article	Type	D [mm]	W [mm]
860.84649	for trolley 1, M500	505	470
860.05749	for trolley 1, M750	505	720
860.05949	for trolley 1, M900	505	870
860.84749	for trolley 2, M500	650	470
860.06749	for trolley 2, M750	650	720
860.06949	for trolley 2, M900	650	870

Adjustable shelves

- load capacity 100 kg
- equipped with ESD mat
- suitable for multi trolley frame 1 / 2

dpv*link* 18540

Article	Type	D [mm]	W [mm]
921.49001	Shelf M500 ESD for MT 1	505	470
921.49002	Shelf M500 ESD for MT 2	650	470
921.49005	Shelf M750 ESD for MT 1	505	720
921.49006	Shelf M750 ESD for MT 2	650	720
921.49009	Shelf M900 ESD for MT 1	505	870
921.49010	Shelf M900 ESD for MT 2	650	870

Adjustable shelves with stepless depth adjustmemt

- load capacity 50 kg
- equipped with ESD mat
- suitable for multi trolley frame 1 / 2
- **with stepless depth adjustment**

dpv*link* 18547

Article	Type	D [mm]	W [mm]
921.49003	Shelf M500 ESD for MT 1 depth-adjustable	505	470
921.49004	Shelf M500 ESD for MT 1 depth-adjustable	650	470
921.49007	Shelf M750 ESD for MT 1 depth-adjustable	505	720
921.49008	Shelf M750 ESD for MT 2 depth-adjustable	650	720
921.49011	Shelf M900 ESD for MT 1	505	870
921.49012	Shelf M900 ESD for MT 2	650	870

The complete product range of Treston is available in our online shop or in the current manufacturer leaflet

- as online catalog
- as download

DPV ELEKTRONIK

Weitere Artikel finden Sie unter www.dpv-elektronik.eu

Workstations

TRESTON

For a better work environment. Developed vor the human being.

TRESTON is one of the world's leading suppliers of industrial furniture and workstations.
Our workstation design and implementation process always begins with the person performing the work. In this way, the company pays close attention to ergonomics, functionality and efficiency. The cornerstones of our business activities are reliability, customer orientation, high quality and continuity.
Especially in electronics industry there are often works executed in an ESD area to be protected against static charges.
TRESTON has a long experience in development, manufacturing and delivery of ESD equipment. All workstation equipments are available with ESD coating.

The products are certified in accordance with IEC-61340-5-1.

Adapted to your individual requirements

The field of application of a workstation determines the basic requirements and the accessories needed. The needs and requirements can vary from employee to employee. This should be respected.

The 3D designer in our online shop helps you to equip your workstation easily. With a few clicks you can put together your wished table and we will create a quote tailored to your personal table.

For if a workstation is focused on the special needs of the employee, the production process can be executed with precision and comfort without any delay.

Ergonomic workstations

An efficient, smooth material flow is the main advantage of our workstations for assembly industry. Processes and production procedures can change at any time, and ergonomic needs vary from person to person.

Our answers include modular product solutions allowing the quick and agile reaction to every new situation and therefore ensuring the continuous production.

Due to our versatile accessory range the workstations can be adapted nearly indefinitely to individual needs. An internal design department and long-standing experience permit us a customer-specific adaption of every single solution.

Our range comprises for example ESD-protected workstations for electronics industry. These are also superbly suitable for precision engineering and mechanical engineering.

High-performance chairs with maximum customer benefits for any industrial and technical working environment

The work chairs are technically mature, satisfy highest standards and distinguish themselves a good price-performance ratio. They meet the requirements of many different workstations - from the manufacturing and packaging to sit and stand work.

Series TP/ TPH

Universal tables for assembly operations, versatile and flexible. The modular design allows a quick adaption to modifications in the manufacturing sequence.

Construction:
Base frame made of a powder-coated steel profiles according RAL 7035.
Table plate 26 mm: chipboard core coated with ESD laminate.

In compliance with ESD standard DIN EN 61340-5-1

Basic unit TP

TRESTON

Height adjustment with socket screws 650 - 900mm, load capacity 300 kg.

dpv*link* 1437

Article	Tabletop dimensions
	Basic unit TP
TP-507ESD	500 x 700 mm
TP-510ESD	500 x 1000 mm
TP-515ESD	500 x 1500 mm
TP-710ESD	700 x 1000 mm
TP-712ESD	700 x 1200 mm
TP-715ESD	700 x 1500 mm
TP-718ESD	700 x 1800 mm
TP-915ESD	900 x 1500 mm
TP-918ESD	900 x 1800 mm

Basic unit TPH with shelf

TRESTON

Constructed like TP, but with additional shelf, depth 310 mm, height adjustable 1080 - 1550 mm.

Accessories: box shelf, box rail, attachment unit, additional shelf, perforated plate, installation channel, swivel arm, lighting.

dpv*link* 1455

Article	Tabletop dimensions
	Basic unit TPH with shelf
TPH-712ESD	700 x 1200 mm
TPH-715ESD	700 x 1500 mm
TPH-718ESD	700 x 1800 mm
TPH-915ESD	900 x 1500 mm
TPH-918ESD	900 x 1800 mm

Table trolley SAP

TRESTON

Constructed like TP, but with four swivel castors Ø 100 mm, two of them conductive and 2 with locks.
Bottom plate has to be ordered separately. Load capacity approx. 150 kg.

dpv*link* 1474

Article	Tabletop dimensions
	Table trolley SAP
SAP-507ESD	500 x 700 mm
SAP-710ESD	700 x 1000 mm
SAP-715ESD	700 x 1500 mm

Bottom plate AT

TRESTON

Bottom plate for table trolley SAP

dpv*link* 1480

Article	Tabletop dimensions
	Bottom plate AT
AT-507ESD	500 x 700 mm
AT-710ESD	700 x 1000 mm

Attachment unit KT / C profile rail

TRESTON

For the installation of lighting and tools. For mounting both an additional C-profile rail SPR 150/ 180 is required.

Length 1200 mm suitable for TPH 712 ESD
Length 1500 mm suitable for TPH 715/ 915 ESD
Length 1800 mm suitable for TPH 718/ 918 ESD

dpv*link* 1495

Article	L [mm]
	Attachment unit KT / C profile rail
KT-120	1200
KT-150	1500
KT-180	1800
SPR-150	1500
SPR-180	1800

Shelf SH

TRESTON

Additional shelf, 26 mm ESD laminate

Length 1200 mm suitable for TPH 712/912 ESD
Length 1500 mm suitable for TPH 715/ 915 ESD
Length 1800 mm suitable for TPH 718/ 918 ESD

dpv*link* 1503

Article	L [mm]	D [mm]
	Shelf SH	
SH-120ESD	1200 mm	310 mm
SH-150ESD	1500 mm	310 mm
SH-180ESD	1800 mm	310 mm

Box shelf TH

TRESTON

For storage boxes and part bins. Tilt and height adjustable. Made of steel, dissipative powder coating. Load capacity up to 30 kg.

Length 1119 mm suitable for TPH-712/912 ESD
Length 1419 mm suitable for TPH-715/ 915 ESD
Length 1719 mm suitable for TPH-718/ 918 ESD

dpv*link* 1483

Article	L [mm]	D [mm]
	Box shelf TH	
TH-120ESD	1119 mm	145 mm
TH-150ESD	1419 mm	145 mm
TH-180ESD	1719 mm	145 mm

DPV ELEKTRONIK

Weitere Artikel finden Sie unter www.dpv-elektronik.eu

Box rail BP

TRESTON

For storage boxes and part bins. Steel rail, dissipative powder coating

dpv*link* 6772	
Article	L [mm]
	Box rail BP
BP-50ESD	525
BP-120ESD	1115
BP-150ESD	1415
BP-180ESD	1715

Perforated plate RL

TRESTON

Holes 9 x 9 mm in a 38 mm grid. Made of sheet steel. Can also be mounted on the wall. For mounting on TPH tables brackets RK-1 are needed.



dpv*link* 1506	
Article	Tabletop dimensions
	Perforated plate RL
RL-120	1119 x 750 mm
RL-150	1419 x 750 mm
RL-180	1719 x 750 mm

Swivel arm CKV

TRESTON

Inclinable surface with brake. Made of steel, dissipative powder coating. Arm length 588 mm. Load capacity max. 15 kg. Mounting on a C-profile.

dpv*link* 1510		
Article	L [mm]	W [mm]
	Swivel arm CKV	
CKV-400ESD	460	210

Series WB

Individual and ergonomic workstations. The L-shaped feet offer high mobility, height adjustment by socket screws, hand crank and electric motor.

Construction:
Base frame made of a powder-coated steel construction according RAL 7005/ 7038, with compensating feet.
Table plate 26 mm: chipboard core coated with ESD laminate.

In compliance with ESD standard DIN EN 61340-5-1

Work table WB

TRESTON

Height adjustment by socket screws, 700 - 1100 mm,
Load capacity approx. 250 kg.

dpv*link* 6776	
Article	Tabletop dimensions
	Work table WB
WB-815ESD	800 x 1500 mm
WB-818ESD	800 x 1800 mm

Work table WB with hand crank

TRESTON

Height adjustment by hand crank, 700 - 1100 mm, load capacity approx. 250 kg.

WB-815C-ESD with cable tray WBCT 150
WB-818C-ESD with cable tray WBCT 180

dpv*link* 6779	
Article	Tabletop dimensions
	Work table WB with hand crank
WB-815C-ESD	800 x 1800 mm
WB-818C-ESD	800 x 1800 mm

Work table WB with electric motor

TRESTON

Height adjustment by electric motor, 700 - 1100 mm, load capacity approx. 200 kg

WB-815EL-ESD with cable tray WBCT 150
WB-818EL-ESD with cable tray WBCT 180

dpv*link* 6782

Article	Tabletop dimensions
	Work table WB with electric motor
WB-815EL-ESD	800 x 1500 mm
WB-818EL-ESD	800 x 1800 mm

WB side worktop

TRESTON

For mounting on the righ tor left side of an WB work table.
Mounting either at the same height or lower.
Load capacity 50 kg.

dpv*link* 18554

Article	Tabletop dimensions
	WB side worktop
WB-804ST-ESD	800 x 400 mm

WB corner worktop

TRESTON

For mounting between two WB work tables.
No additional frame feet required.
Load capacity 50 kg.

dpv*link* 18556

Article	Tabletop dimensions
	WB corner worktop
WB-1212CT-ESD	1154 x 1154 mm

Attachment unit HSB

TRESTON

For hanging tools and fastening workplace lights. Mounting on upright profiles AL2X

dpv*link* 6765

Article	L [mm]
	Attachment unit HSB
HSB-110	1073
HSB-150	1500
HSB-180	1800

Upright profiles AL2X

TRESTON

For mounting accessories. Includes 2 vertical and 1 horizontal aluminium profile.
Height 900 mm.

dpv*link* 1545

Article	L [mm]	H [mm]
	Upright profiles AL2X	
AL2X-110W	1063	900
AL2X-150W	1489	900
AL2X-180W	1789	900

Frame AKK

TRESTON

For the combination with upright profiles AL2X. Includes one vertical and one horizontal aluminium profile. Height 500 mm.

dpv*link* 1549

Article	L [mm]	H [mm]
	Frame AKK	
AKK-150	1419	500
AKK-180	1719	500

Shelf ALH

TRESTON

Height adjustable shelf 26 mm. Load capacity approx. 50 kg. For mounting on upright profiles.

dpv*link* 1555

Article	L [mm]	D [mm]
	Shelf ALH	
ALH-110ESD	1073 mm	310 mm
ALH-150ESD	1500 mm	310 mm
ALH-180ESD	1800 mm	310 mm

Shelf ASH

TRESTON

Depth, height and tilt steplessly adjustable. Load capacity approx. 35 kg. ESD laminate, For mounting on the frame.

ASH-70 ESD suitable for WB-815/ WB-818 ESD
ASH-100 ESD suitable for WB-818 ESD

dpv*link* 1558

Article	L [mm]	D [mm]
	Shelf ASH	
ASH-70ESD	660 mm	400 mm
ASH-100ESD	960 mm	400 mm

Box rail BP

TRESTON

For storage boxes and part bins. Mounting on the frame.

dpv*link* 6769

Article	L [mm]
	Box rail BP
BP-70ESD	685
BP-100ESD	985

Perforated plate ARL

TRESTON

Plate made of powder-coated sheet steel. Holes 9 x 9 mm in a 38 mm grid. For mounting on the frame AKK.

dpv*link* 1566

Article	Tabletop dimensions
	Perforated plate ARL
ARL-70	500 x 670 mm
ARL-100	500 x 970 mm

DPV ELEKTRONIK

Weitere Artikel finden Sie unter www.dpv-elektronik.eu

Swivel arm AKV

TRESTON

Inclinable surface with brake. Made of steel, dissipative powder coating. Arm length 590 mm. Load capacity max. 15 kg. Mounting on the upright profiles AL2X.

dpv*link* 1578

Article	L [mm]	W [mm]	H [mm]
	Swivel arm AKV		
AKV-400ESD	590	460	210

Swivel arm MA

TRESTON

The quick-release mechanism ist equipped with the standard mount suitable for all conventional **flat screens** (75x75 and 100x100). The arm is double articulated, turns through a radius of 180°, extends between 95-425 mm from the upright. For the mounting to TPH work tables, a connector AS2 is required. Load capacity 10 kg.

dpv*link* 18572

Article	Load capacity [kg]
	Swivel arm MA
MA	10 kg
AS2	

Swivel arm MA2

TRESTON

The quick-release mechanism ist equipped with the standard mount suitable for all conventional **flat screens** (75x75 and 100x100). The arm is double articulated, turns through a radius of 180°, extends between 95-425 mm from the upright. For the mounting to TPH work tables, a connector HKC-MA2 is required. Load capacity 15 kg.

dpv*link* 18575

Article	Load capacity [kg]
	Swivel arm MA2
MA2	15 kg

CC cable clip set

TRESTON

The cable clips hold cables etc. firmly and neatly in place along the work table frame. They snap in the 12 mm profile slots. Load capacity 15 kg.

dpv*link* 18579

Article	Load capacity [kg]
	CC cable clip set
CC-12	15 kg

Mobile workstation

Mobile workstation MLC

TRESTON

A laptop can be placed either on the work surface or in the enclosure underneath (only the screen is visible in this case). With many possibilities for mounting accessories, for keeping the work surface clear (mountable on the surrounding Euro).

Dimensions workstation (WxDxH): 590 x 540 x 800-1200 mm
Work surface dimensions: 520 x 370 x 25 mm
castors: Ø 125 mm, two with brake

dpv*link* 18581

Article	Type	W [mm]	D [mm]	H [mm]	Load capacity [kg]
MLC-405PG-ESD	Mobile workstation	590	540	800 - 1200	12 kg

Mobile workstation MLCT

NEU TRESTON

Mobile, ergonomic workstation that can be easily adjusted in height for ESD-protected environments (EPA).

Dimensions workstation (WxDxH): 600 x 500 x 760-1185 mm
castors: Ø 100 mm, 4 swivel castors, two with brake
Total load capacity: 40 kg, capacity of the work surface: 25 kg

dpv*link* 24728

Article	Type	W [mm]	D [mm]	H [mm]	Load capacity [kg]
MLCT-605PG-ESD	Mobile workstation MLCT	600	500	760 - 1185	25 kg

Accessories for mobile workstation MLC and MLCT

TRESTON

dpv*link* 18587

	Article	Type
	KH620N	Keyboard and mouse tray
	FH1	Folder tray
	FH3	Folder tray
	MH	Screen bracket
	MS	Swivel arm for screen
	MY	Tablet bracket

Concept Work tables

Concept work tables are designed for the requirements of the electronics industry, where ergonomic qualities are a very important requirement. There are many possible adjustments, all components fit together seamlessly, and all details are practical in use.

- ergonomic and weel adaptable to the users' needs
- flexible to modifications due to the modular structure
- suitable for heavy loads
- offers a wide range of accessories to meet any need
- grey laminate surface and edges
- thickness 25 mm
- conductive

In compliance with ESD standard DIN EN 61340-5-1

Concept complete table

TRESTON

Height adjustment with Allen screws 670-1120 mm.
Load capacity 500 kg. With ESD table top 1500 x 750 mm.

dpv*link* 19117

Article	Frame size
	Concept complete table
100.49037-ESD	750 x 1500 mm
100.49038-ESD	750 x 1800 mm

Concept work table complete with crank adjustment

TRESTON

Height adjustment 675-1125 mm.
Load capacity 200 kg. With ESD table top 1500 x 750 mm.

dpv*link* 19120

Article	Frame size
	Concept work table complete with crank adjustment
101.49037-ESD	750 x 1500 mm
101.49038-ESD	750 x 1800 mm

Concept work table complete with electronic adjustment

Height adjustment 700-1100 mm.
Load capacity 400 kg. With ESD table top 1500 x 750 mm.

dpv*link* 19123

Article	Frame size
	Concept work table complete with electronic adjustment
103.49037-ESD	750 x 1500 mm
103.49038-ESD	750 x 1800 mm

Concept frame

Height adjustment with Allen screws 670-1120 mm.
Load capacity 200/500 kg. (without ESD table top)

dpv*link* 18701

Article	Frame size
	Concept frame
100.49015-ESD	600 x 1000 mm
100.49030-ESD	750 x 1000 mm
100.49062-ESD	900 x 1000 mm
100.49016-ESD	600 x 1200 mm
100.49031-ESD	750 x 1200 mm
100.49063-ESD	900 x 1200 mm
100.49017-ESD	600 x 1500 mm
100.49032-ESD	750 x 1500 mm
100.49064-ESD	900 x 1500 mm
100.49018-ESD	600 x 1800 mm
100.49033-ESD	750 x 1500 mm
100.49065-ESD	900 x 1800 mm
100.49019-ESD	600 x 2000 mm
100.49034-ESD	750 x 2000 mm
100.49066-ESD	900 x 2000 mm

Concept extension tables

(without ESD table top)

dpv*link* 18749

Article	Frame size
	Concept extension tables
112.49001-ESD	600 x 1500 mm
112.49002-ESD	750 x 1500 mm

Concept corner table frames

Corner table frame 111.49001-ESD for standard table with 600 mm depth
Corner table frame 111.49002-ESD for standard table with 750 mm depth

(without ESD table top)

dpv*link* 18754

Article	Frame size
	Concept corner table frames
111.49001-ESD	600 x 1000 mm
111.49002-ESD	600 x 1200 mm

Concept frame with crank adjustment

Height adjustment 675-1025 mm.
Load capacity 200 kg. (without ESD table top)

dpv*link* 18713

Article	Frame size
	Concept frame with crank adjustment
101.49015-ESD	600 x 1000 mm
101.49030-ESD	750 x 1000 mm
101.49062-ESD	900 x 1000 mm
101.49016-ESD	600 x 1200 mm
101.49031-ESD	750 x 1200 mm
101.49063-ESD	900 x 1200 mm
101.49017-ESD	600 x 1500 mm
101.49032-ESD	750 x 1500 mm
101.49064-ESD	900 x 1500 mm
101.49018-ESD	600 x 1800 mm
101.49033-ESD	750 x 1800 mm
101.49065-ESD	900 x 1800 mm

Concept frame with electric adjustment

Height adjustment 700-1100 mm.
Load capacity 400 kg. (without ESD table top)

dpv*link* 18722

Article	Frame size
	Concept frame with electric adjustment
103.49015-ESD	600 x 1000 mm
103.49030-ESD	750 x 1000 mm
103.49062-ESD	900 x 1000 mm
103.49016-ESD	600 x 1200 mm
103.49031-ESD	750 x 1200 mm
103.49063-ESD	900 x 1200 mm
103.49017-ESD	600 x 1500 mm
103.49032-ESD	750 x 1500 mm
103.49064-ESD	900 x 1500 mm
103.49033-ESD	750 x 1800 mm
103.49065-ESD	900 x 1800 mm
103.49019-ESD	600 x 2000 mm
103.49034-ESD	750 x 2000 mm
103.49066-ESD	900 x 2000 mm

Concept table tops

TRESTON

for Concept frame

dpv*link* 18733

Article	Tabletop dimensions
	Concept table tops
TT-10060-ESD	600 x 1000 mm
TT-10075-ESD	750 x 1000 mm
TT-10090-ESD	900 x 1000 mm
TT-12060-ESD	600 x 1200 mm
TT-12075-ESD	750 x 1200 mm
TT-12090-ESD	900 x 1200 mm
TT-15060-ESD	600 x 1500 mm
TT-15075-ESD	750 x 1500 mm
TT-15090-ESD	900 x 1500 mm
TT-18060-ESD	600 x 1800 mm
TT-18075-ESD	750 x 1800 mm
TT-18090-ESD	900 x 1800 mm
TT-20060-ESD	600 x 2000 mm
TT-20075-ESD	750 x 2000 mm
TT-20090-ESD	900 x 2000 mm

Concept trolley ESD

NEU TRESTON

- height adjustment with socket screw
- integrated base plate
- possible complement with additional shelf or drawer unit series 30

dpv*link* 25243

Article	W [mm]	D [mm]	H [mm]	Load capacity [kg]
	Concept trolley ESD			
CONT705-49	500	700	650 - 900	150

Accessories for Concept

Accessories are attached to the work tables by means of upright tubes or upright tube modules. The modules include upright tubes, horizontal tubes, corner bracket pairs and straight bracket. The upright tubes or modules are attached to the back of the table. **The modular size (M) refers to the distance between two upright tubes from the middle of the tube. It is used to find the appropriate accessories.**



Upright tube modules

TRESTON

dpv*link* 19302

Article	Type
	Höhe l=1359 mm / h=1075 mm
900.49001-ESD	**Upright tube module ESD, 1 x M750** suitable for Concept work tables with table width 1000, 1200, 1500, 1800, 2000
901.49001-ESD	**Upright tube module ESD, 1 x M900** suitable for Concept work tables with table width 1000, 1200, 1500, 1800, 2000
902.49001-ESD	**Upright tube module ESD, 2 x M500** suitable for Concept work tables with table width 1000, 1200
903.49001-ESD	**Upright tube module ESD, 2 x M750** suitable for Concept work tables with table width 1500, 1800, 2000
904.49001-ESD	**Upright tube module ESD, 2 x M900** suitable for Concept work tables with table width 1800, 2000
905.49001-ESD	**Upright tube module ESD, 3 x M500** suitable for Concept work tables with table width 1500, 1800, 2000
906.49001-ESD	**Upright tube module ESD, 4 x M500** suitable for Concept work tables with table width 2000
	Höhe l=1582 mm / h=1300 mm
900.49002-ESD	**Upright tube module ESD, 1 x M750** suitable for Concept work tables with table width 1000, 1200, 1500, 1800, 2000
901.49002-ESD	**Upright tube module ESD, 1 x M900** suitable for Concept work tables with table width 1000, 1200, 1500, 1800, 2000
902.49002-ESD	**Upright tube module ESD, 2 x M500** suitable for Concept work tables with table width 1000, 1200
903.49002-ESD	**Upright tube module ESD, 2 x M750** suitable for Concept work tables with table width 1500, 1800, 2000
904.49002-ESD	**Upright tube module ESD, 2 x M900** suitable for Concept work tables with table width 1800, 2000
905.49002-ESD	**Upright tube module ESD, 3 x M500** suitable for Concept work tables with table width 1500, 1800, 2000
906.49002-ESD	**Upright tube module ESD, 4 x M500** suitable for Concept work tables with table width 2000

DPV ELEKTRONIK

Weitere Artikel finden Sie unter www.dpv-elektronik.eu

Upright tubes

dpv*link* 18756

Article	Type
860.02549-ESD	Upright tube 30 x 60 x 1582 mm (WxDxL)
860.14249-ESD	Upright tube 30 x 60 x 800 mm (WxDxL)
860.36749-ESD	Upright tube 30 x 60 x 996 mm (WxDxL)
860.99149-ESD	Upright tube 30 x 60 x 500 mm (WxDxL)
860.02449-ESD	Upright tube 30 x 60 x 1359 mm (WxDxL)

Horizontal tubes

dpv*link* 18784

Article	Type
860.81949-ESD	Horizontal tube M500
847.40249-ESD	Horizontal tube M750
840.10449-ESD	Horizontal tube M900

Corner bracket

dpv*link* 18785

Article	Type
848.33649-ESD	Corner bracket

Straight bracket

dpv*link* 18786

Article	Type
851.82749-ESD	Straight bracket

Light and balancer rail

Apart from work lights all luminaires are fixed to light/balancer rails. Balancer rails and sliding pieces facilitate the use of tools. A sliding piece is fitted to the light/balancer rail. **The frames have a load capacity of 15 kg.** Width front profil rail.

dpv*link* 18789

Article	Type
918.49001-ESD	Rail 2 x M500 [1000 mm]
918.49002-ESD	Rail 2 x M500/1500 [1500 mm]
918.49003-ESD	Rail 4 x M500 [2000 mm]
918.49004-ESD	Rail M750 [750 mm]
918.49005-ESD	Rail M750/1500 [1500 mm]
918.49006-ESD	Rail 2 x M750 [1500 mm]
918.49012-ESD	Rail 3 x M750 [2250 mm]
918.49007-ESD	Rail M900 [900 mm]
918.49008-ESD	Rail 2 x M900 [1800 mm]
918.49009-ESD	Rail M900/1500 [1500 mm]
918.49010-ESD	Rail M1200 [1200 mm]
918.49011-ESD	Rail M1350 [1350 mm]

Shelves

- Load capacity 50 kg

dpv*link* 18802

Article	Type	Tabletop dimensions
860.80449	Shelf M500 490 x 300 mm	490 x 300 mm
860.80549	Shelf M500 490 x 400 mm	490 x 400 mm
852.77049	Shelf M750 740 x 400 mm	740 x 400 mm
836.02849	Shelf M750 740 x 300 mm	740 x 300 mm
852.28349	Shelf M900 890 x 300 mm	890 x 300 mm
852.76949	Shelf M900 890 x 400 mm	890 x 400 mm

Adjustable shelves



- Load capacity 100 kg

dpv*link* 18810

Article	Type	Tabletop dimensions
920.49002	Adjustable shelf M500 470 x 650 mm	470 x 650 mm
920.49001	Adjustable shelf M500 470 x 505 mm	470 x 505 mm
920.49005	Adjustable shelf M750 720x505 mm	720 x 505 mm
920.49006	Adjustable shelf M750 720x650 mm	720 x 650 mm
920.49009	Adjustable shelf M900 870x505 mm	870 x 505 mm
920.49010	Adjustable shelf M900 870x650 mm	870 x 650 mm

Adjustable shelves with stepless depth ajustment

- Load capacity 50 kg
- stepless depth adjustment

dpv*link* 18819

Article	Type	Tabletop dimensions
920.49003	Adjustable shelf M500	470 x 505 mm
920.49004	Adjustable shelf M500	470 x 650 mm
920.49007	Adjustable shelf M750	720 x 505 mm
920.49008	Adjustable shelf M750	720 x 650 mm
920.49011	Adjustable shelf M750	870 x 505 mm
920.49012	Adjustable shelf M750	870 x 650 mm

Extendable shelves

- load capacity 30 kg

dpv*link* 19265

Article	Type	Tabletop dimensions
925.49002	Extendable shelf M750	720 x 390 mm
925.49003	Extendable shelf M900	870 x 390 mm

Tiltable document shelves

TRESTON



- load capacity 5 kg
- tilting 10 - 75°

dpv*link* 19266

Article	Type	Tabletop dimensions
860.80649	Tiltable document shelf M500	265 x 470 mm
860.11549	Tiltable document shelf M750	265 x 720 mm
860.39949	Tiltable document shelf M900	265 x 870 mm

Adjustable auxiliary shelf

TRESTON

Load capacity 15 kg, tilt angle 0-25°

dpv*link* 18828

Article	Type
927.49001	560 x 340
927.49002	605 x 405

Document holder

TRESTON

dpv*link* 18832

Article	Tabletop dimensions
928.49008	290 x 330 mm
928.49009	418 x 330 mm

Bin rail

TRESTON

for part bins and stacking bins

dpv*link* 19126

Article	Type
859.15049	Bin rail for M500
859.15149	Bin rail for M750
859.15249	Bin rail for M900

IT shelves

TRESTON

dpv*link* 18835

Article	Type
930.49001	Monitor shelf with arm
860.94249	Keyboard and mouse tray for LCD shelf
925.49001	Keyboard tray (attached to the table top)
860.90449	Keyboard tray for monitor shelf
860.90349	Keyboard and mouse tray for monitor shelf
930.49002	LCD monitor holder with double arm
860.94149	Keyboard tray for LCD holder

Perforated plate ESD

TRESTON



- hole size is 9 x 9 mm
- distance from hole center to hole center 38 mm
- attachment on the upright tubes

dpv*link* 20233

Article	Type
861.50149	**Perforated plate ESD for rear wall M500** 468 x 389 mm (WxH)
861.51249	**Perforated plate ESD for rear wall M750** 718 x 612 mm (WxH)
861.51449	**Perforated plate ESD for rear wall M750** 718 x 1003 mm (WxH)
861.51649	**Perforated plate ESD for rear wall M900** 871x 389 mm (WxH)
861.51149	**Perforated plate ESD for rear wall M750** 718 x 389 mm (WxH)

Steel rear wall ESD

TRESTON

dpv*link* 20237

Article	Type
861.54149	**Steel rear wall ESD for M500** 468 x 389 mm (WxH)
861.55049	**Steel rear wall ESD for M750** 718 x 194 mm (WxH)
861.55149	**Steel rear wall ESD for M750** 718 x 389 mm (WxH)
861.55249	**Steel rear wall ESD for M750** 718 x 389 mm (WxH)

Equipment tray ESD

TRESTON

dpv*link* 20239

Article	Type
928.49001P	**Equipment tray ESD 250x250x90 mm**
928.49002P	**Equipment tray ESD 500x250x125 mm**
928.49003P	**Equipment tray ESD 500x250x125 mm** with heavy load arm

DPV ELEKTRONIK

Weitere Artikel finden Sie unter www.dpv-elektronik.eu

TED work tables

The Treston electric work table TED is equipped with a quick, silent and wide height adjustment. The ergonomic sit-stand desk is ideal for light-duty assembly work, packaging applications, research and development laboratories as well as engineering offices.

The work table can be customized with accessories providing more ergonomics, more space on the table and order. The desk withstands high loads at any height.

- wide **height adjustment range** 630–1270 mm (range **640 mm)**
- **quick and silent adjustment**
- four sizes: depth 800 mm, width 900, 1100, 1500, 1800 mm
- ESD version available
- can be adapted to different requirements with multiple accessories
- **load capacity** of the work table: **200 kg**, **load capacity** of above-desk add-ons: **80 kg**
- suitable for all standard applications

ESD work table TED - electrically height-adjustable

NEU TRESTON

- fast electrically height-adjustable
- low-noise engine
- large height adjustment range 630 - 1270 mm
- table capacity up to 200 kg
- ESD version

dpv*link* 25253

Article	Frame size
	ESD work table TED - electrically height-adjustable
TED809-49	800 x 900 mm
TED811-49	1100 x 800 mm
TED815-49	1500 x 800 mm
TED818-49	1800 x 800 mm

Accessories for ESD work table TED

NEU TRESTON

dpv*link* 25258

	Article	Type
	TTP400-49	**Upright tubes (pair) ESD 400mm suitable for ESD work table TED** • pair of upright tubes • with flange • fixation with screws on tabletop • height 400 mm
	TTP790-49	**Upright tubes (pair) ESD 790mm suitable for ESD work table TED** • pair of upright tubes • with flange • fixation with screws on tabletop • height 790 mm
	855.05749	**Fastening kit suitable for ESD work table TED** • suitable drawer units 30 and 35
	TCT-49	**ESD Cable tray for ESD work table TED** • hides cable below the worktop
	TDB-49	**ESD Display holder suitable for ESD work table TED** • adjustable display holder • for light duty
	ASSA5	**ESD Auxiliary steel shelf for bin rail suitable for ESD work table TED** • auxiliary steel shelf for A5 documents, adhesive tape dispenser or manual scanner • attachment to the bin rail
	ASSA5PP	**ESD Auxiliary steel shelf for perforated plate suitable for ESD work table TED** • auxiliary steel shelf 159 x 210 mm • for A5 documents, adhesive tape dispenser or manual scanner • attachment to perforated plates
	890.75649	**ESD Steel shelf 1500 x 300 suitable for ESD work table TED** • ESD steel shelf • 1500 x 300 mm (width x depth)
	890.75749	**ESD Steel shelf 1500 x 400 suitable for ESD work table TED** • ESD steel shelf • 1500 x 400 mm (width x depth)

Energy rails

Energy rails

NEU TRESTON

Energy rails for series TP/TPH, WB, Concept and TED

Supports for mounting on Treston work benches included

dpv*link* 25229

Article	Type
TPR3-001	**Energy rail TPR3-001** with 4 Schuko sockets and 2x USB charge socket Vertical mounting on vertical upright profiles, perforated plates, on or underneath the tabletop

dpv*link* 25229

Article	Type
TPR4-001	**Energy rail TPR4-001** with 6 Schuko sockets, switch and 2x USB charge socket Vertical mounting on vertical upright profiles, perforated plates, on or underneath the tabletop
TPR4-003	**Energy rail TPR4-003** with 6 Schuko sockets, switch, 2x USB charge socket and 2x network connector CAT6A Vertical mounting on vertical upright profiles, perforated plates, on or underneath the tabletop
TPR4-004	**Energy rail TPR4-004** with 6 Schuko sockets, switch and RCD Vertical mounting on vertical upright profiles, perforated plates, on or underneath the tabletop
TPR4-005	**Energy rail TPR4-005** with 6 Schuko sockets and switch Vertical mounting on vertical upright profiles, perforated plates, on or underneath the tabletop
TPR7-001	**Energy rail TPR7-001** with 5 Schuko sockets, switch and 2x USB charge socket Mounting on M750 upright tube or AL2X aluminum profile, on or underneath the tabletop
TPR7-003	**Energy rail TPR7-003** with 5 Schuko sockets, switch, 2x USB charge socket and 2x network connector CAT6A Mounting on M750 upright tube or AL2X aluminum profile, on or underneath the tabletop
TPR7-008	**Energy rail TPR7-008** with 4 Schuko sockets, switch, RCD and 2x USB charge socket Mounting on M750 upright tube or AL2X aluminum profile, on or underneath the tabletop
TPR9-001	**Energy rail TPR9-001** with 6 Schuko sockets, switch and 2x USB charge socket Mounting on M900 upright tube or AL2X aluminum profile, on or underneath the tabletop
TPR9-003	**Energy rail TPR9-003** with 6 Schuko sockets, switch, 2x USB charge socket and 2x network connector CAT6A Mounting on M900 upright tube or AL2X aluminum profile, on or underneath the tabletop
TPR9-010	**Energy rail TPR9-010** with 6 Schuko sockets, switch, RCD and 2x USB charge socket Mounting on M900 upright tube or AL2X aluminum profile, on or underneath the tabletop
TPR14-001	**Energy rail TPR14-001** with 6 Schuko sockets, switch and 2x USB charge socket Mounting on/underneath the tabletop/shelf
TPR14-010	**Energy rail TPR14-010** with 6 Schuko sockets, switch RCD and USB charge socket Mounting on/underneath the tabletop/shelf
TPR17-001	**Energy rail TPR17-001** with 6 Schuko sockets, switch and 2x USB charge socket Mounting on/underneath the tabletop/shelf
TPR17-010	**Energy rail TPR17-010** with 6 Schuko sockets, switch, RCD and 2x USB charge socket Mounting on/underneath the tabletop/shelf

Lighting NaturLite LED

Natural workstation lighting for industrial environments

Good, adjustable workstation lighting is essential for high work quality and the well-being of employees. The right amount of light at the right time also increases productivity and reduces errors in industrial environments.
Treston Naturlite LED is a natural workstation lighting solution providing individual controllability to industrial environments.

Achieve your full potential with:

- adjustable color shade
- adjustable brightness
- effective performance

Workstation light NaturLite LED Wing 500

The Treston NaturLite LED Wing 500 is a perfect sidelight solution providing a working area with or without shadows depending on the requirements of the currently performed task.

- color temperature 4000 K
- touch dimmer switch for on/off and dimming in the luminaire housing
- suitable for all workbenches of series TP, WB and Concept

dpv*link* 21602

Article	Type
TNL500W	**Workstation light NaturLite LED Wing 500** 430 x 120 x 50 mm (WxDxH) (+ fixation 95/120 mm)

Workstation light NaturLite LED 900

The Treston NaturLite LED 900 fulfills all requirements of a high-quality industrial workstation lighting.

- color temperature 4000 K
- touch dimmer switch for on/off and dimming in the luminaire housing
- suitable for all workbenches of series TP, WB and Concept

dpv*link* 21598

Article	Type
TNL900	**Workstation light NaturLite LED 900** 900 x 120 x 50 mm (WxDxH)

Workstation light NaturLite LED 1200

The Treston NaturLite LED 1200 fulfills all requirements of a high-quality industrial workstation lighting.

- color temperature 4000 K
- one-touch dimmer switch for on/off and dimming in the luminaire housing
- suitable for all workbenches of series TP, WB and Concept

dpv*link* 21596

Article	Type
TNL1200	**Workstation light NaturLite LED 1200** 1180 x 120 x 50 mm (WxDxH)

Workstation light NaturLite LED Plus 1200

The Treston NaturLite LED Plus 1200 is as natural as artificial light can be. The turnable white allows the color temperature to be adjusted between 2700 K and 6500 K. The light is also dimmable, providing lighting that suits each individual person and the task in hand.

- turnable white: 2700 K - 6500 K
- control via mobile app or separate remote control
- suitable for all workbenches of series TP, WB and Concept

dpv*link* 21600

Article	Type
TNL1200P	**Workstation light NaturLite LED Plus 1200** 1180 x 120 x 50 mm (WxDxH)
	Accessories
TNLPR	Remote control for NaturLite LED Plus 1200P

Lighting IntoLite

Workstation lamp IntoLite LED

Treston LED workstation lamp TIL850 assures optimal light of good quality and has the basic features for an optimal illumination of the workstation.

A good and adjustable workstation lighting is of vital importance for the work quality and the well-being of the employees. The right amount of light at the right time also increases the productivity and reduces the risk of errors in industrial environment.s

- color temperature 4000 K
- LED service life 50,000 hours
- illumination of 1800 Lux (lumen per square meter)
- suitable for all work benches of the series TP, WB and Concept

dpv*link* 23995

Article	Type
TIL850	**Workstation lamp IntoLite LED** 850 x 67 x 80 mm (WxDxH)

Series LMC drawer units

Drawer unit LMC

New narrow drawer unit series. Modern industrial design. They are ideal for limited place capacities. The front walls and the handles are rounded. Load capacity approx. 15 kg per drawer

- Drawer height 100 mm
- Slide rails up to 75% opening
- Holder, central locking
- powder-coated sheet steel, RAL 7035
- Front wall made with MDF board
- Suitable for work tables of the series TP, TPH, and WB.

For WB tables we recommend the models LMC 01/LMC-02 ESD. The holder LMCK 2 is required for mounting on WB tables.

dpv*link* 1601

	Article Type
	LMC-01ESD **Drawer unit LMC-01 ESD** External dimensions: 460 x 370 x 140 mm / DxWxH with 1 drawer, height 100 mm
	LMC-02ESD **Drawer unit LMC-02 ESD** External dimensions: 460 x 370 x 245 mm / DxWxH with 2 drawers, height 100 mm
	LMC-04ESD **Drawer unit LMC-04 ESD** External dimensions: 460 x 370 x 455 mm / DxWxH with 4 drawers, height 100 mm
	LMC-04-DESD **Drawer unit LMC-04-D ESD** External dimensions: 460 x 370 x 455 mm / DxWxH with 1 drawer, height 100 mm and door height 300 mm.
	LMCK-2 **Holder LMCK 2** needed for mounting LMC drawer units at WB work tables.

Drawer units series 30 and 35

Drawer unit 30 and 35

TRESTON

These drawer units are mounted under a work table to provide storage space. You can choose a single drawer, two drawers or drawer cabinet. Additional drawers can be easily attached to each other. The drawers can be locked.

- drawer height 110/150 mm
- lockable
- load capacity 10 kg/drawer

dpv*link* 18605

Article
Type

859.33049
Drawer unit 30/15 ESD
1 drawer, height: 1 x 150 mm
External dimensions: 300 x 454 x 150 mm (W x D x H)
Internal dimensions: 255 x 400 x 120 mm (W x D x H)

859.34049
Drawer unit 30/22 ESD
2 drawers, height: 2 x 110 mm
External dimensions: 300 x 454 x 220 mm (W x D x H)
Internal dimensions: 255 x 400 x 75 mm (W x D x H)

860.97249
Drawer unit 35/47 ESD
1 drawer + cabinet, height: 1 x 110 mm + cabinet
External dimensions: 300 x 470 x 470 mm (W x D x H)
Internal dimensions: 300 x 400 x 70 mm (w x D x H)

Drawer units series 45

Drawer unit 45/14 and 45/26

TRESTON

Opening 100%. Internal dimensions of the drawers: 380x500x90 mm. External dimensions of the drawers: 450x520x140/260

dpv*link* 18769

Article	Type
603.49001	**Drawer unit standard 45/14-1** 1 drawer, height: 1 x 100 mm, load capacity 60 kg/drawer
604.49001	**Drawer unit standard 45/26-1** 2 drawers, height: 2 x 100 mm, load capacity 60 kg/drawer

Drawer unit 45/66

TRESTON

Centrally locked high-quality steel drawer units for the storage of tools and small components. Mounted with brackets under the work table. Also available as a trolley with castors. The drawer units are epoxy powder coated. Color grey (RAL 7035). Central locking. Full width drawer handle in anodized aluminiun. Smooth and quiet telescopic ball-bearing rails with opening of 375 mm. Drawer size 380x500 mm.

Gleitschienen bis 100% Auszug | Tragfähigkeit 60 Kg/Schublade

- drawer height 100/150/200/300 mm
- sliding rails up to 100 % pull-out
- load capacity 60 kg/drawer
- central locking
- available in 3 versions: standard, with plinth, with castors
- external dimensions:
  450 x 520 x 560 mm (standard)
  450 x 520 x 760 mm (with plinth)
  450 x 520 x 800 mm (with castors)

Drawer height	Internal dimensions
100 mm	380 x 500 x 90 mm
150 mm	380 x 500 x 140 mm
200 mm	380 x 500 x 190 mm
300 mm	380 x 500 x 290 mm

dpv*link* 18617

Article	Type
607.49101	**Drawer unit standard 45/66-1 ESD** 6 drawers, height: 6 x 100 mm
607.49102	**Drawer unit standard 45/66-2 ESD** 5 drawers, height: 3 x 100 mm, 2 x 150 mm
607.49103	**Drawer unit standard 45/66-3 ESD** 4 drawers, height: 1 x 100 mm, 2 x 150 mm, 1x 200 mm
607.49104	**Drawer unit standard 45/66-4 ESD** 4 drawers, height: 4 x 150 mm
607.49105	**Drawer unit standard 45/66-5 ESD** 5 drawers, height: 4 x 100 mm, 1 x 200 mm
607.49106	**Drawer unit standard 45/66-6 ESD** 4 drawers, height: 2 x 100 mm, 2 x 200 mm
607.49107	**Drawer unit standard 45/66-7 ESD** 3 drawers, height: 3 x 200 mm
607.49112	**Drawer unit standard 45/66-12 ESD** 4 drawers, height: 3 x 100 mm, 1 x 300 mm
607.49113	**Drawer unit standard 45/66-13 ESD** 3 drawers, height: 2 x 150 mm, 1 x 300 mm
607.49114	**Drawer unit standard 45/66-14 ESD** 3 drawers, height: 1 x 100 mm, 1 x 200 mm, 1x 300 mm
607.49115	**Drawer unit standard 45/66-15 ESD** 2 drawers, height: 2 x 300 mm
607.49201	**Drawer unit with plinth 45/66-1 ESD** 6 drawers, height: 6 x 100 mm
607.49202	**Drawer unit with plinth 45/66-2 ESD** 5 drawers, height: 3 x 100 mm, 2 x 150 mm
607.49203	**Drawer unit with plinth 45/66-3 ESD** 4 drawers, height: 1 x 100 mm, 2 x 150 mm, 1x 200 mm
607.49204	**Drawer unit with plinth 45/66-4 ESD** 4 drawers, height: 4 x 150 mm
607.49205	**Drawer unit with plinth 45/66-5 ESD** 5 drawers, height: 4 x 100 mm, 1 x 200 mm
607.49206	**Drawer unit with plinth 45/66-6 ESD** 4 drawers, height: 2 x 100 mm, 2 x 200 mm
607.49207	**Drawer unit with plinth 45/66-7 ESD** 3 drawers, height: 3 x 200 mm
607.49212	**Drawer unit with plinth 45/66-12 ESD** 4 drawers, height: 3 x 100 mm, 1 x 300 mm
607.49213	**Drawer unit with plinth 45/66-13 ESD** 3 drawers, height: 2 x 150 mm, 1 x 300 mm
607.49214	**Drawer unit with plinth 45/66-14 ESD** 3 drawers, height: 1 x 100 mm, 1 x 200 mm, 1x 300 mm
607.49215	**Drawer unit with plinth 45/66-15 ESD** 2 drawers, height: 2 x 300 mm

DPV ELEKTRONIK

Weitere Artikel finden Sie unter www.dpv-elektronik.eu

dpv*link* 18617

Article	Type
607.49301	**Drawer unit with castors 45/66-1 ESD** 6 drawers, height: 6 x 100 mm
607.49302	**Drawer unit with castors 45/66-2 ESD** 5 drawers, height: 3 x 100 mm, 2 x 150 mm
607.49303	**Drawer unit with castors 45/66-3 ESD** 4 drawers, height: 1 x 100 mm, 2 x 150 mm, 1x 200 mm
607.49304	**Drawer unit with castors 45/66-4 ESD** 4 drawers, height: 4 x 150 mm
607.49305	**Drawer unit with castors 45/66-5 ESD** 5 drawers, height: 4 x 100 mm, 1 x 200 mm
607.49306	**Drawer unit with castors 45/66-6 ESD** 4 drawers, height: 2 x 100 mm, 2 x 200 mm
607.49307	**Drawer unit with castors 45/66-7 ESD** 3 drawers, height: 3 x 200 mm

- further versions available -

Drawer unit 45/56

TRESTON

dpv*link* 23068

Article	Type
606.49111	**Drawer unit standard 45/56-1 ESD** 2 drawers, height: 1 x 100 mm, 1 x 300 mm
606.49103	**Drawer unit standard 45/56-3 ESD** 4 drawers, height: 3 x 100 mm, 1 x 200 mm
606.49104	**Drawer unit standard 45/56-4 ESD** 3 drawers, height: 1 x 100 mm, 2 x 200 mm
606.49107	**Drawer unit standard 45/56-7 ESD** 3 drawers, height: 2 x 150 mm, 1 x 200 mm
606.49202	**Drawer unit with plinth 45/56-2 ESD** 4 drawers, height: 2 x 100 mm, 2 x 150 mm
606.49203	**Drawer unit with plinth 45/56-3 ESD** 4 drawers, height: 3 x 100 mm, 1 x 200 mm
606.49204	**Drawer unit with plinth 45/56-4 ESD** 3 drawers, height: 1 x 100 mm, 2 x 200 mm
606.49207	**Drawer unit with plinth 45/56-7 ESD** 3 drawers, height: 2 x 150 mm, 1 x 200 mm
606.49211	**Drawer unit with plinth 45/56-11 ESD** 2 drawers, height: 1 x 100 mm, 1 x 300 mm
606.49301	**Drawer unit with castors 45/56-1 ESD** 5 drawers, height: 5 x 100 mm
606.49302	**Drawer unit with castors 45/56-2 ESD** 4 drawers, height: 2 x 100 mm, 2 x 150 mm
606.49303	**Drawer unit with castors 45/56-3 ESD** 4 drawers, height: 3 x 100 mm, 1 x 200 mm
606.49304	**Drawer unit with castors 45/56-4 ESD** 3 drawers, height: 1 x 100 mm, 2 x 200 mm
606.49307	**Drawer unit with castors 45/56-7 ESD** 3 drawers, height: 2 x 150 mm, 1 x 200 mm

Fastening sets for drawer units 30, 35 and 45

TRESTON

The fastening set must be chosen as per table model. In case of the work tables WB/TP, the fastening set is already included.

854.46349 **is not suitable** for motorized Concept work tables with a depth of 600 mm and tables with crank for 600 mm deep Concept work tables!!!

dpv*link* 18846

Article	Type
854.46349	**for motorized Concept table**
855.05449	**for 700 mm and 900 mm TP work table**

Cover

TRESTON

Is needed to prevent reaching (from above) in to the drawer units from the stock range (only required for mounting to WB work tables).

dpv*link* 19022

Article	Type
855.06049	**Cover**

Universal cabinets

Shelf cabinet ESD with double doors

TRESTON

- high-quality sectional steel shelf cabinet
- with conductive epoxy powder coating
- color: light grey, RAL 7035
- standard equipment: cabinet lock with two keys
- sturdy double doors
- 2 or 4 shelves, adjustable feet
- steel cabinet plinth, welded
- after removing the plinth panel, the cabinet can be transported with fork-lift or lift truck
- high load capacity per shelf 100 kg.
- Typical bleeder resistance $R_G = 10^6 - 10^8$ Ohm

Type 2 - 2 shelves

Type 4 - 4 shelves

dpv*link* 18583

Article	Ausführung	T	B	H [mm]
C-305.49001	Shelf cabinet ESD, type 2	425	800	1000
C-309.49001	Shelf cabinet ESD, type 4	425	800	2000

Accessories for shelf cabinet ESD

TRESTON

dpv*link* 18595

Article	Ausführung	T	B	H [mm]
854.34549	Shelf 80	396	730	32
854.34649	Drawer 80	362	730	90
835.63349	Perforated plate		763	640

ESD Rack system Treston

Color: light grey (RAL 7035), with electrostatically conductive epoxy coating
In compliance with ESD standard DIN EN 61340-5-1

Robust, conductive ESD rack system for storing electronic components. Can be combined individually, easy to install and to extend due to modular structure.

ESD Rack system basic combinations

TRESTON

Frame incl. 6 ESD shelves (load capacity 150kg/per shelf)

dpv*link* 19267

Article	D [mm]	W [mm]	H [mm]	Shelves	Load capacity [kg]
ESD Rack system basic combinations					
313.49001	300	824	2000	6	150
314.49001	400	824	2000	6	150
313.49002	300	1024	2000	6	150
314.49003	400	1024	2000	6	150
315.49001	500	1024	2000	6	150
316.49001	600	1024	2000	6	150
314.49002	400	824	2400	6	150
314.49004	400	1024	2400	6	150
315.49002	500	1024	2400	6	150
316.49002	600	1024	2400	6	150

ESD Rack system extension combinations

TRESTON

Extension rack incl. 6 ESD shelves (load capacity 150kg/per shelf)

dpv*link* 19278

Article	D [mm]	W [mm]	H [mm]	Shelves	Load capacity [kg]
ESD Rack system extension combinations					
323.49001	300	804	2000	6	150
324.49001	400	804	2000	6	150
323.49002	300	1004	2000	6	150
324.49003	400	1004	2000	6	150
325.49001	500	1004	2000	6	150
326.49001	600	1004	2000	6	150
324.49002	400	804	2400	6	150
324.49004	400	1004	2400	6	150
325.49002	500	1004	2400	6	150
326.49002	600	1004	2400	6	150

ESD Rack system shelves

TRESTON

dpv*link* 19289

Article	Abmessung TxB[mm]
ESD Rack system shelves	
852.23549	800 / 300
852.23449	800 / 400
852.17549	1000 / 300
852.23149	1000 / 400
852.18549	1000 / 500
852.18749	1000 / 600

ESD Rack system RS

Sturdy ESD rack system -
ideal for warehouse equipment in electronics industry

- Individually extendable by modular design
- Easy and fast assembly by plug-in mounting
- Shelves adjustable in 50 mm steps (without screws)
- Tilt height of the shelves 40 mm
- galvanized surface, additional ESD coating, color: light grey
- special coating avoids dust attraction
- Made in Germany
- height 2000 mm = bay load 1600 kg | height 2500 mm = bay load 1000 kg

Defined bleeder resistance of the storage surface of 10^4 to 10^9 Ω
according to DIN EN 61340-5-1:2008

Test method according to DIN EN 61340-2-3:2016

ESD Basic rack RS1

DPV ELEKTRONIK

The basic rack comprises 2 upright frames, 5/6 shelves and 1 cross bracing

dpv*link* 16958

Article	D [mm]	W [mm]	H [mm]	Shelves	Load capacity [kg]
RS1-20410.ESD	435	1060	2000	5	145
RS1-20413.ESD	435	1360	2000	5	180
RS1-20510.ESD	535	1060	2000	5	140
RS1-20513.ESD	535	1360	2000	5	180
RS1-20610.ESD	635	1060	2000	5	140
RS1-20613.ESD	635	1360	2000	5	180
RS1-25410.ESD	435	1060	2500	6	145
RS1-25413.ESD	435	1360	2500	6	180
RS1-25510.ESD	535	1060	2500	6	140
RS1-25513.ESD	535	1360	2500	6	180
RS1-25610.ESD	635	1060	2500	6	140
RS1-25613.ESD	635	1360	2500	6	180

Weitere Artikel finden Sie unter www.dpv-elektronik.eu

ESD Extension rack RS1

The extension rack comprises 2 upright frame and 5/6 shelves and 1 cross bracing

dpv*link* 16963

Article	D [mm]	W [mm]	H [mm]	Shelves	Load capacity [kg]
RS1A-20410.ESD	435	1010	2000	5	145
RS1A-20413.ESD	435	1310	2000	5	180
RS1A-20510.ESD	535	1010	2000	5	140
RS1A-20513.ESD	535	1310	2000	5	180
RS1A-20610.ESD	635	1010	2000	5	140
RS1A-20613.ESD	635	1310	2000	5	180
RS1A-25410.ESD	435	1010	2500	6	145
RS1A-25413.ESD	435	1310	2500	6	180
RS1A-25510.ESD	535	1010	2500	6	140
RS1A-25513.ESD	535	1310	2500	6	180
RS1A-25610.ESD	635	1010	2500	6	140
RS1A-25613.ESD	635	1310	2500	6	180

Accessories for rack system RS1

dpv*link* 16976

Article	Type
RS1-F410.ESD	**Shelf RS1-F410** Dimensions: 1000 x 400 x 40 mm
RS1-F413.ESD	**Shelf RS1-F413** Dimensions: 1300 x 400 x 40 mm
RS1-F510.ESD	**Shelf RS1-F510** Dimensions: 1000 x 500 x 40 mm
RS1-F513.ESD	**Shelf RS1-F513** Dimensions: 1300 x 500 x 40 mm
RS1-F610.ESD	**Shelf RS1-F610** Dimensions: 1000 x 600 x 40 mm
RS1-F613.ESD	**Shelf RS1-F613** Dimensions: 1300 x 600 x 40 mm
RS1-FH	**Shelf holder RS1-FH** (4 pieces for each shelf required)

Shelf rack system

Very stable screwed industrial rack system. Easy assembly. A basic rack can be extended by extension racks. Two different widths, 5 different depths and heights up to 3 m available.

The industrial shelf racks are made of galvanized steel, shelves are height adjustable in a distance of 25 mm.

Technical data

Load capacity:	200 kg / shelf
Shelf height:	2000, 2500, 3000 mm
Bottom width:	1000 and 1300 mm
Base depth:	300, 400, 500, 600, 800 mm
Tilt height shelves:	40 mm
Maximum bay load:	1000, 1200, 1400 kg
Overall stabilization:	by corner plates

- also available as a plug-in system on request -

Besondere Stabilität auch bei hohen Lasten werden durch spezielle Eckplatten erzielt.

Rack system height 2000 mm

Bay load: 1000 kg, shelf load capacity: 200 kg, material: galvanized steel

dpv*link* 3275

Article	D [mm]	W [mm]	H [mm]	Shelves	Type
WZG-20310-M	300	1000	2000	5	Basic rack
WZA-20310-M	300	1000	2000	5	Extension rack
WZG-20410-M	400	1000	2000	5	Basic rack
WZA-20410-M	400	1000	2000	5	Extension rack
WZG-20510-M	500	1000	2000	5	Basic rack
WZA-20510-M	500	1000	2000	5	Extension rack
WZG-20610-M	600	1000	2000	5	Basic rack
WZA-20610-M	600	1000	2000	5	Extension rack
WZG-20810-M	800	1000	2000	5	Basic rack
WZA-20810-M	800	1000	2000	5	Extension rack
WZG-20313-M	300	1300	2000	5	Basic rack
WZA-20313-M	300	1300	2000	5	Extension rack
WZG-20413-M	400	1300	2000	5	Basic rack
WZA-20413-M	400	1300	2000	5	Extension rack
WZG-20513-M	500	1300	2000	5	Basic rack
WZA-20513-M	500	1300	2000	5	Extension rack
WZG-20613-M	600	1300	2000	5	Basic rack
WZA-20613-M	600	1300	2000	5	Extension rack
WZG-20813-M	800	1300	2000	5	Basic rack
WZA-20813-M	800	1300	2000	5	Extension rack

Rack system height 2500 mm

Bay load: 1200 kg, shelf load capacity: 200 kg, material: galvanized steel

dpv*link* 3297

Article	D [mm]	W [mm]	H [mm]	Shelves	Type
WZG-25310-M	300	1000	2500	6	Basic rack
WZA-25310-M	300	1000	2500	6	Extension rack
WZG-25410-M	400	1000	2500	6	Basic rack
WZA-25410-M	400	1000	2500	6	Extension rack
WZG-25510-M	500	1000	2500	6	Basic rack
WZA-25510-M	500	1000	2500	6	Extension rack
WZG-25610-M	600	1000	2500	6	Basic rack
WZA-25610-M	600	1000	2500	6	Extension rack
WZG-25810-M	800	1000	2500	6	Basic rack
WZA-25810-M	800	1000	2500	6	Extension rack
WZG-25313-M	300	1300	2500	6	Basic rack
WZA-25313-M	300	1300	2500	6	Extension rack
WZG-25413-M	400	1300	2500	6	Basic rack
WZA-25413-M	400	1300	2500	6	Extension rack
WZG-25513-M	500	1300	2500	6	Basic rack
WZA-25513-M	500	1300	2500	6	Extension rack
WZG-25613-M	600	1300	2500	6	Basic rack
WZA-25613-M	600	1300	2500	6	Extension rack
WZG-25813-M	800	1300	2500	6	Basic rack
WZA-25813-M	800	1300	2500	6	Extension rack

Rack system height 3000 mm

Bay load: 1400 kg, shelf load capacity: 200 kg, material: galvanized steel

dpv*link* 3384

Article	D [mm]	W [mm]	H [mm]	Shelves	Type
WZG-30310-M	300	1000	3000	7	Basic rack
WZA-30310-M	300	1000	3000	7	Extension rack
WZG-30410-M	400	1000	3000	7	Basic rack
WZA-30410-M	400	1000	3000	7	Extension rack
WZG-30510-M	500	1000	3000	7	Basic rack
WZA-30510-M	500	1000	3000	7	Extension rack
WZG-30610-M	600	1000	3000	7	Basic rack
WZA-30610-M	600	1000	3000	7	Extension rack
WZG-30810-M	800	1000	3000	7	Basic rack
WZG-30313-M	300	1300	3000	7	Basic rack
WZA-30313-M	300	1300	3000	7	Extension rack
WZG-30413-M	400	1300	3000	7	Basic rack
WZA-30413-M	400	1300	3000	7	Extension rack
WZG-30513-M	500	1300	3000	7	Basic rack
WZA-30513-M	500	1300	3000	7	Extension rack
WZG-30613-M	600	1300	3000	7	Basic rack
WZA-30613-M	600	1300	3000	7	Extension rack
WZG-30813-M	800	1300	3000	7	Basic rack
WZA-30813-M	800	1300	3000	7	Extension rack

Additional shelves

Additional shelves including screws and nuts

Racks with a shelf load of 350 kg and racks with plug-in system available on request

dpv*link* 3407

Article	Typ	T [mm]	B [mm]
	Additional shelves		
Z-10030-M	shelf	1000	300
Z-10040-M	shelf	1000	400
Z-10050-M	shelf	1000	500
Z-10060-M	shelf	1000	600
Z-10080-M	shelf	1000	800
Z-13030-M	shelf	1300	300
Z-13040-M	shelf	1300	400
Z-13050-M	shelf	1300	500
Z-13060-M	shelf	1300	600
Z-13080-M	shelf	1300	800

Racks also available as plug system ++on reqeust++

Conductive wheels and castors

The use of electrically conductive wheels and castors in ESD areas is essential to ensure maximum safety. They provide a safe dissipation of existing charges via the floor. There are different sizes and types according to the different requirements. When choosing the right wheel or castor, the tire equipment is of crucial importance, because the load capacity and the resistance of the castor depend on the right tires.

Auf diesen Seiten verwendete Piktogramme:

Series 550

The wheels and apparatus castors of the 550 series are made of solid rubber and electrically conductive. The bracket is made of galvanized sheet steel. A plasticizer diffusion can lead to a discoloration of the floor (hardness approx. 80° - 85° Shore A).

In compliance with ESD standard DIN EN 61340-5-1

ESD Apparatus castor

Wheel: wheel body made of polypropylene (polyamide = AK series) with ball bearing; rubber tread, black, electrically conductive

A plasticizer diffusion can lead to a disoloration of the floor, hardness approx. 80° - 85° Shore A

In compliance with ESD standard DIN EN 61340-5-1

dpv*link* 10726

Article					
	ESD Apparatus castor				
502.050.EL	50 mm	18 mm	6 mm	22 mm	40 kg
502.075.EL	75 mm	23 mm	6 mm	27 mm	50 kg
502.100.EL	100 mm	23 mm	8 mm	29 mm	65 kg
502.AK100.EL	100 mm	32 mm	8 mm	36 mm	80 kg
502.AK125.EL	125 mm	32 mm	8 mm	36 mm	100 kg

Weitere Artikel finden Sie unter www.dpv-elektronik.eu

ESD Apparatus swivel castor with bolt hole

Bracket: light pressed sheet steel bracket, galvanized; fork head with double ball bearing; with bolt hole

Wheel: wheel body made of polypropylene (polyamide = AK series) with ball bearing; rubber tread, black, electrically conductive

A plasticizer diffusion can lead to a discoloration of the floor, hardness approx. 80° - 85° Shore A

In compliance with ESD standard DIN EN 61340-5-1

dpv*link* 10748

Rülo

Article

ESD Apparatus swivel castor with bolt hole

503.050.EL	50 mm	18 mm	71 mm	21 mm	10.2 mm	40 kg
503.075.EL	75 mm	23 mm	101 mm	25 mm	10.2 mm	50 kg
503.100.EL	100 mm	23 mm	122 mm	32 mm	10.2 mm	65 kg

ESD Apparatus swivel castor with bolt hole - double stop

Bracket: light pressed sheet steel bracket, galvanized; fork head with double ball bearing; with double stop; with bolt hole

Wheel: wheel body made of polypropylene (polyamide = AK series) with ball bearing; rubber tread, black, electrically conductive

A plasticizer diffusion can lead to a discoloration of the floor, hardness approx. 80° - 85° Shore A

In compliance with ESD standard DIN EN 61340-5-1

dpv*link* 12216

Rülo

Article

ESD Apparatus swivel castor with bolt hole - double stop

503.050.DS.EL	50 mm	18 mm	71 mm	21 mm	10.2 mm	40 kg
503.075.DS.EL	75 mm	23 mm	101 mm	25 mm	10.2 mm	50 kg
503.100.DS.EL	100 mm	23 mm	122 mm	32 mm	10.2 mm	65 kg

Heavy ESD Apparatus swivel castor with bolt hole

Bracket: heavy pressed sheet steel bracket, galvanized; fork head with double ball bearing; with bolt hole

Wheel: wheel body made of polypropylene (polyamide = AK series) with ball bearing; rubber tread, black, electrically conductive

A plasticizer diffusion can lead to a discoloration of the floor, hardness approx. 80° - 85° Shore A

In compliance with ESD standard DIN EN 61340-5-1

dpv*link* 10754

Rülo

Article

Heavy ESD Apparatus swivel castor with bolt hole

503.AK100.EL	100 mm	32 mm	135 mm	39 mm	12.2 mm	90 kg
503.AK125.EL	125 mm	32 mm	159 mm	42 mm	12.2 mm	110 kg

Heavy ESD Apparatus swivel castor with bolt hole - double stop

Bracket: heavy pressed sheet steel bracket, galvanized; fork head with double ball bearing; with double stop; with bolt hole

Wheel: wheel body made of polypropylene (polyamide = AK series) with ball bearing; rubber tread, black, electrically conductive

A plasticizer diffusion can lead to a discoloration of the floor, hardness approx. 80° - 85° Shore A

In compliance with ESD standard DIN EN 61340-5-1

dpv*link* 10755

Rülo

Article

Heavy ESD Apparatus swivel castor with bolt hole - double stop

503.AK100.DS.EL	100 mm	32 mm	135 mm	34 mm	12.2 mm	80 kg
503.AK125.DS.EL	125 mm	32 mm	159 mm	41 mm	12.2 mm	100 kg

ESD Apparatus swivel castor with top plate

Bracket: light pressed sheet steel bracket, galvanized; fork head with double ball bearing; with top plate.
Wheel: wheel body made of polypropylene (polyamide = AK series) with ball bearing; rubber tread, black, electrically conductive

A plasticizer diffusion can lead to a discoloration of the floor, hardness approx. 80° - 85° Shore A

In compliance with ESD standard DIN EN 61340-5-1

dpv*link* 10725

Article

ESD Apparatus swivel castor with top plate

504.050.EL	50 mm	18 mm	71 mm	60 x 60 mm	38 x 46 mm	6.2 mm	40 kg
504.075.EL	75 mm	23 mm	101 mm	60 x 60 mm	38 x 46 mm	6.2 mm	50 kg
504.100.EL	100 mm	23 mm	122 mm	60 x 60 mm	38 x 46 mm	6.2 mm	65 kg

Heavy ESD Apparatus swivel castor with top plate

Bracket: heavy pressed sheet steel bracket, galvanized; fork head with double ball bearing; bolted axle; with top plate.
Wheel: wheel body made of polypropylene (polyamide = AK series) with ball bearing; rubber tread, black, electrically conductive

A plasticizer diffusion can lead to a discoloration of the floor, hardness approx. 80° - 85° Shore A

In compliance with ESD standard DIN EN 61340-5-1

Screw hole distance: 56-62 x 47-52 mm

dpv*link* 10738

Article

Heavy ESD Apparatus swivel castor with top plate

	mm	mm	mm	mm	mm	mm	kg
504.AK100.EL	100	32	138	77x67	see above	8,5	90
504.AK125.EL	125	32	161	77x67	see above	8,5	110

ESD Apparatus swivel castor with top plate - double stop

Bracket: light pressed sheet steel bracket, galvanized; fork head with double ball bearing; with double stop; with top plate.
Wheel: wheel body made of polypropylene (polyamide = AK series) with ball bearing; rubber tread, black, electrically conductive

A plasticizer diffusion can lead to a discoloration of the floor, hardness approx. 80° - 85° Shore A

In compliance with ESD standard DIN EN 61340-5-1

dpv*link* 10729

Article	mm	mm	mm	mm	mm	mm	kg
ESD Apparatus swivel castor with top plate - double stop							
504.050.DS.EL	50	18	71	60x60	38-46	6,2	40
504.075.DS.EL	75	23	101	60x60	38-46	6,2	50
504.100.DS.EL	100	24	122	60x60	38-46	6,2	65

Heavy ESD Apparatus swivel castor with top plate - double stop

Bracket: heavy pressed sheet steel bracket, galvanized; fork head with double ball bearing; bolted axle; with double stop; with top plate.
Wheel: wheel body made of polypropylene (polyamide = AK series) with ball bearing; rubber tread, black, electrically conductive

A plasticizer diffusion can lead to a discoloration of the floor, hardness approx. 80° - 85° Shore A

In compliance with ESD standard DIN EN 61340-5-1

Screw hole distance: 56-62 x 47-52 mm

dpv*link* 10721

Article	mm	mm	mm	mm	mm	mm	kg
Heavy ESD Apparatus swivel castor with top plate - double stop							
504.AK100.DS.EL	100	32	138	77x67	see above	8,5	90
504.AK125.DS.EL	125	32	161	77x67	see above	8,5	110

ESD Apparatus fixed castor with top plate

Bracket: light pressed sheet steel bracket, galvanized; fork head with double ball bearing; with top plate.
Wheel: wheel body made of polypropylene (polyamide = AK series) with ball bearing; rubber tread, black, electrically conductive

A plasticizer diffusion can lead to a discoloration of the floor, hardness approx. 80° - 85° Shore A

In compliance with ESD standard DIN EN 61340-5-1

dpv*link* 10741

Article	mm	mm	mm	mm	mm	mm	kg
ESD Apparatus fixed castor with top plate							
505.050.EL	50	18	71	60x60	38-46	6,2	40
505.075.EL	75	23	101	60x60	38-46	6,2	50
505.100.EL	100	23	122	60x60	38-46	6,2	65

Heavy ESD Apparatus fixed castor with top plate

Bracket: heavy pressed sheet steel bracket, galvanized; fork head with double ball bearing; with top plate.
Wheel: wheel body made of polypropylene (polyamide = AK series) with ball bearing; rubber tread, black, electrically conductive

A plasticizer diffusion can lead to a discoloration of the floor, hardness approx. 80° - 85° Shore A

In compliance with ESD standard DIN EN 61340-5-1

Screw hole distance: 56-62 x 47-52 mm

dpv*link* 10745

Article	mm	mm	mm	mm	mm	mm	kg
Heavy ESD Apparatus fixed castor with top plate							
505.AK100.EL	100	32	138	77x67	see above	8,5	90
505.AK125.EL	125	32	161	77x67	see above	8,5	110

Series 500

The wheels and castors of the 500 series are equipped with solid rubber tires and are electrically conductive. The bracket is made of galvanized sheet steel. A plasticizer diffusion can lead to a discoloration of the floor (hardness approx. 80° - 85° Shore A).

In compliance with ESD standard DIN EN 61340-5-1

ESD Wheels, solid rubber

Wheel body made of sheet steel with roller bearing, equipped with solid rubber tires, electrically conductive (EC)

A plasticizer diffusion can lead to a discoloration of the floor, hardness approx. 80° - 85° Shore A

dpv*link* 3194

Article	mm	mm	mm	mm	kg
ESD Wheels, solid rubber					
522.080.EL	80	30	12	40	50
522.100.EL	100	30	12	40	70
522.125.EL	125	38	15	50	100
522.160.EL	160	40	20	60	135
522.200.EL	200	50	20	60	205

Axle tubes suitable for series 500

dpv*link* 3212

Article	aussen/innen Ø [mm]	Länge [mm]
Axle tubes suitable for series 500		
522.AR12-8.41	12/8	41
522.AR12-8.51	12/8	51
522.AR15-10.51	15/10	51
522.AR15-12.51	15/12	51
522.AR20-12.61	20/12	61

DPV ELEKTRONIK

Weitere Artikel finden Sie unter www.dpv-elektronik.eu

ESD Swivel castors with bolt hole

Wheel: Wheel body made of sheet steel with roller bearing. Equipped with electrically conductive solid rubber tires (EC).

Bracket: sheet steel bracket galvanized, pivot bearing with double ball ring, bolt hole 12 mm, bolted axle

A plasticizer diffusion can lead to a discoloration of the floor, hardness approx. 80° - 85° Shore A

dpv*link* 3234 Article	mm	mm	mm	mm	Rülo mm	kg
ESD Swivel castors with bolt hole						
523.080.EL	80	30	99	36	12	50
523.100.EL	100	30	124	36	12	70
523.125.EL	125	38	154	36	12	100
523.160.EL	160	40	186	55	12	135
523.200.EL	200	50	232	55	12	205

ESD Swivel castors with bolt hole - double stop

Wheel: Wheel body made of sheet steel with roller bearing. Equipped with electrically conductive solid rubber tires (EC).

Bracket: sheet steel bracket galvanized, pivot bearing with double ball ring, bolt hole 12 mm, bolted axle, with double stop/lock

A plasticizer diffusion can lead to a discoloration of the floor, hardness approx. 80° - 85° Shore A

dpv*link* 3256 Article	mm	mm	mm	mm	Rülo mm	kg
ESD Swivel castors with bolt hole - double stop						
523.080.DS.EL	80	30	99	36	12	50
523.100.DS.EL	100	30	124	36	12	70
523.125.DS.EL	125	38	154	36	12	100
523.160.DS.EL	160	40	186	55	12	135
523.200.DS.EL	200	50	232	55	12	205

ESD Swivel castors with top plate

Wheel: Wheel body made of steel sheet with roller bearing. Equipped with electrically conductive solid rubber tires (EC).

Bracket: sheet steel bracket galvanized, pivot bearing mounted with bolted axle and double ball ring.

A plasticizer diffusion can lead to a discoloration of the floor, hardness approx. 80° - 85° Shore A

dpv*link* 3278 Article	mm	mm	mm	mm	mm	mm	kg
ESD Swivel castors with top plate							
524.080.EL	80	30	100	105 x 80	80 x 60	9	50
524.100.EL	100	30	125	105 x 80	80 x 60	9	70
524.125.EL	125	37	155	105 x 80	80 x 60	9	100
524.160.EL	160	40	190	135 x 110	105 x 80	11	135
524.200.EL	200	50	235	135 x 110	105 x 80	11	205

ESD Swivel castors with top plate - double stop

Wheel: wheel body made of sheet steel with roller bearing. Equipped with electrically conductive solid rubber tires (EC).

Bracket: sheet steel bracket galvanized, pivot bearing with double ball ring, bolted axle, with double stopp/lock

A plasticizer diffusion can lead to a discoloration of the floor, hardness approximately 80° - 85° Shore A

dpv*link* 3280 Article	mm	mm	mm	mm	mm	mm	kg
ESD Swivel castors with top plate - double stop							
524.080.DS.EL	80	30	100	105 x 80	80 x 60	9	50
524.100.DS.EL	100	30	125	105 x 80	80 x 60	9	70
524.125.DS.EL	125	37	155	105 x 80	80 x 60	9	100
524.160.DS.EL	160	40	190	135 x 110	105 x 80	11	135
524.200.DS.EL	200	50	235	135 x 110	105 x 80	11	205

ESD Fixed castors with top plate

Wheel: wheel body made of sheet steel with ball bearing. Equipped with solid rubber tires electrically conductive (EC)

Bracket: sheet steel bracket galvanized, pivot bearing with double ball ring, bolted axle.

A plasticizer diffusion can lead to a discoloration of the floor, hardness approx. 80° - 85° Shore A

- other castors available on request -

dpv*link* 3298 Article	mm	mm	mm	mm	mm	mm	kg
ESD Fixed castors with top plate							
525.080.EL	80	30	100	102 x 87	80 x 60	9	50
525.100.EL	100	30	125	102 x 87	80 x 60	9	70
525.125.EL	125	37	155	102 x 87	80 x 60	9	100
525.160.EL	160	40	190	135 x 114	105 x 80	11	135
525.200.EL	200	50	235	135 x 114	105 x 80	11	205

Series 650 - non-marking

The wheels and apparatus castors of the 650 series have a thermoplastic, non-marking rubber thread and are electrically conductive. The brackets are made of galvanized, chromated sheet steel.

In compliance with ESD standard DIN EN 61340-5-1

ESD Apparatus castor, non-marking

Wheel: wheel body made of polypropylene, equipped with thermoplastic, non-marking rubber tread, electrically conductive

In compliance with ESD standard DIN EN 61340-5-1

dpv*link* 10713 Article	mm	mm	mm	mm	kg
ESD Apparatus castor, non-marking					
602.050.ELS	50	19	8	22	50
602.075.ELS	75	25	8	30	75
602.100.ELS	100	25	8	30	80

ESD Apparatus swivel castor with bolt hole

Bracket: sheet steel bracket with double ball bearing in the swivel head, axle bolted, galvanized/chromated.

Wheel: wheel body made of polypropylene, equipped with thermoplastic, non-marking rubber tread, electrically conductive

In compliance with ESD standard DIN EN 61340-5-1

dpv*link* 8055

Article	mm	mm	mm	mm	mm	kg
ESD Apparatus swivel castor with bolt hole						
603.050.ELS	50	19	69	25	11	50
603.075.ELS	75	25	98	28	11	75
603.100.ELS	100	25	121	33	11	70

ESD Apparatus swivel castor with bolt hole - "stop-fix"

Bracket: sheet steel bracket with double ball bearing in the swivel head, axle bolted, galvanized/chromated, with lock "stop-fix"

Wheel: wheel body made of polypropylene, equipped with thermoplastic, non-marking rubber tread, electrically conductive

In compliance with ESD standard DIN EN 61340-5-1

dpv*link* 8057

Article	mm	mm	mm	mm	mm	kg
ESD Apparatus swivel castor with bolt hole - "stop-fix"						
603.075-SF.ELS	75	25	98	28	11	75
603.100-SF.ELS	100	25	121	33	11	70

ESD Apparatus swivel castor with top plate

Bracket: sheet steel bracket with double ball bearing in the swivel head, axle bolted, galvanized/chromated, with top plate

Wheel: wheel body made of polypropylene, equipped with thermoplastic, non-marking rubber tread, electrically conductive

In compliance with ESD standard DIN EN 61340-5-1

dpv*link* 10702

Article	mm	mm	mm	mm	mm	mm	kg
ESD Apparatus swivel castor with top plate							
604.050.ELS	50	19	71	60x60	48x48	6,2	50
604.075.ELS	75	25	100	60x60	48x48	6,2	75
604.100.ELS	100	25	123	60x60	48x48	6,2	70

ESD Apparatus swivel castor with top plate - "stop-fix"

Bracket: sheet steel bracket with double ball bearing in the swivel head, axle bolted, galvanized/chromated, with lock "stop-fix" and top plate

Wheel: wheel body made of polypropylene, equipped with thermoplastic, non-marking rubber tread, electrically conductive

In compliance with ESD standard DIN EN 61340-5-1

dpv*link* 10706

Article	mm	mm	mm	mm	mm	mm	kg
ESD Apparatus swivel castor with top plate - "stop-fix"							
604.050.SF.ELS	50	19	69	60x60	48x48	6,2	50
604.075.SF.ELS	75	25	100	60x60	48x48	6,2	75
604.100.SF.ELS	100	25	123	60x60	48x48	6,2	70

ESD Apparatus fixed castor with bolt hole

Bracket: sheet steel bracket with double ball bearing in the swivel head, axle bolted, galvanized/chromated.

Wheel: wheel body made of polypropylene, equipped with thermoplastic, non-marking rubber tread, electrically conductive

In compliance with ESD standard DIN EN 61340-5-1

dpv*link* 10718

Article	mm	mm	mm	mm	mm	kg
ESD Apparatus fixed castor with bolt hole						
603.B-050.ELS	50	19	69	25	11	50
603.B-075.ELS	75	25	98	28	11	75

ESD Apparatus fixed castor with top plate

Bracket: sheet steel bracket with double ball bearing in the swivel head, axle bolted, galvanized/chromated, with top plate.

Wheel: wheel body made of polypropylene, equipped with thermoplastic rubber tread, electrically conductive

In compliance with ESD standard DIN EN 61340-5-1

dpv*link* 10710

Article	mm	mm	mm	mm	mm	mm	kg
ESD Apparatus fixed castor with top plate							
605.050.ELS	50	19	71	60x60	48x48	6,2	50
605.075.ELS	75	25	100	60x60	48x48	6,2	75

Weitere Artikel finden Sie unter www.dpv-elektronik.eu

Series 600 - non-marking

The wheels and castors of the 600 series have a thermoplastic, non-marking rubber tread and are electrically conductive. The brackets are made of galvanized, chromated sheet steel.

In compliance with ESD standard DIN EN 61340-5-1

ESD Wheels, non-marking

Wheel: wheel body made of polypropylene, equipped with thermoplastic, non-marking rubber tread, electrically conductive

In compliance with ESD standard DIN EN 61340-5-1

dpv*link* 8028

Article	mm	mm	mm	mm	kg
ESD Wheels, non-marking					
622.080.ELS	80	32	12	35	90
622.100.ELS	100	32	12	45	100
622.125.ELS	125	32	12	45	110

Axle tubes suitable for series 600

dpv*link* 8032

Article	aussen/innen Ø [mm]	Länge [mm]
Axle tubes suitable for series 600		
622.AR12-8.36	12/8	36
622.AR12-8.46	12/8	46

ESD Swivel castors with bolt hole

Bracket: sheet steel bracket with bolt hole 13 mm, double ball bearing in the swivel head, sturdy central bolt, axle bolted, galvanized/chromated.

Wheel: wheel body made of polypropylene, equipped with thermoplastic, non-marking rubber tread, electrically conductive

In compliance with ESD standard DIN EN 61340-5-1

dpv*link* 8035

Article	mm	mm	mm	mm	mm	kg
ESD Swivel castors with bolt hole						
623.080.ELS	80	32	102	38	13	90
623.100.ELS	100	32	125	36	13	100
623.125.ELS	125	32	150	40	13	110

ESD Swivel castors with bolt hole - "stop-fix"

Bracket: sheet steel bracket with bolt hole 13 mm, double ball bearing in the swivel head, sturdy central bolt, axle bolted, galvanized/chromated, lock "stop-fix".

Wheel: wheel body made of polypropylene, equipeed with thermoplastic, non-marking rubber tread, electrically conductive

In compliance with ESD standard DIN EN 61340-5-1

dpv*link* 8039

Article	mm	mm	mm	mm	mm	kg
ESD Swivel castors with bolt hole - "stop-fix"						
623.080.SF.ELS	80	32	102	38	13	90
623.100.SF.ELS	100	32	125	36	13	100
623.125.SF.ELS	125	32	150	40	13	110

ESD Swivel castors with top plate

Bracket: sheet steel bracket with top plate, double ball bearing in the swivel head, swivel head sealing, axle bolted, galvanized/chromated.

Wheel: wheel body made of polypropylene, equipped with thermoplastic, non-marking rubber tread, electrically conductive

In compliance with ESD standard DIN EN 61340-5-1

dpv*link* 8043

Article	mm	mm	mm	mm	mm	mm	kg
ESD Swivel castors with top plate							
624.080.ELS	80	32	102	100 x 85	80 x 60	9	90
624.100.ELS	100	32	125	100 x 85	80 x 60	9	100
624.125.ELS	125	32	150	100 x 85	80 x 60	9	110

ESD Swivel castors with top plate - "stop-fix"

Bracket: sheet steel bracket with top plate, double ball bearing in the swivel head, swivel head sealing, axle bolted, galvanized/chromated, lock "stop-fix".

Wheel: wheel body made of polypropylene, equipped with thermoplastic, non-marking rubber tread, electrically conductive

In compliance with ESD standard DIN EN 61340-5-1

dpv*link* 8047

Article	mm	mm	mm	mm	mm	mm	kg
ESD Swivel castors with top plate - "stop-fix"							
624.080.SF.ELS	80	32	102	100 x 85	80 x 60	9	90
624.100.SF.ELS	100	32	125	100 x 85	80 x 60	9	100
624.125.SF.ELS	125	32	150	100 x 85	80 x 60	9	110

ESD Fixed castors with top plate

Bracket: sheet steel bracket with top plate, double ball bearing in the swivel head, swivel head sealing, axle bolted, gavanized/chromated.

Wheel: wheel body made of polypropylene, equipped with thermoplastic, non-marking rubber tread, electrically conductive

In compliance with ESD standard DIN EN 61340-5-1

dpv*link* 8051 Article	mm	mm	mm	mm	mm	mm	kg
ESD Fixed castors with top plate							
625.080.ELS	80	32	102	100 x 85	80 x 60	9	90
625.100.ELS	100	32	125	100 x 85	80 x 60	9	100
625.125.ELS	125	32	150	100 x 85	80 x 60	9	110

Weitere Artikel finden Sie unter www.dpv-elektronik.eu